



STUDENT SATISFACTION SURVEY

ON

TEACHING - LEARNING AND EVALUATION

FOR THE ACADEMIC YEAR 2022-2023

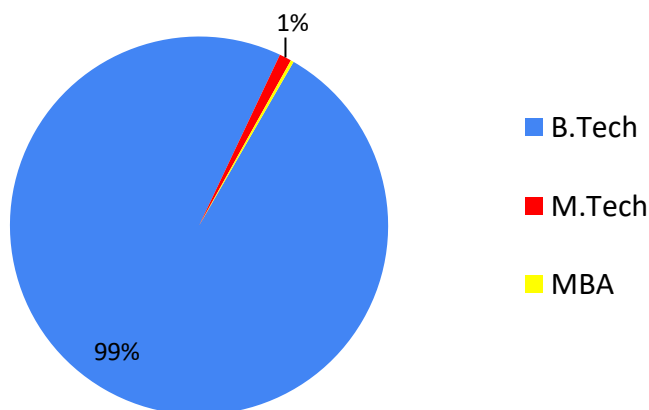
For the NAAC AQAR (2022-23), students satisfaction survey (SSS) was conducted among the students of the college through an online web link. The questionnaire has been framed based on NAAC guidelines. Students have rated the question in a **scale of 0 to 4**. This survey includes majorly the questionnaire recommended by the NAAC.

The result of this survey is based on the response of **1158** students. The summary is displayed on the college web-site and it is also presented in the IQAC meeting.

SSS - RESULT & ANALYSIS

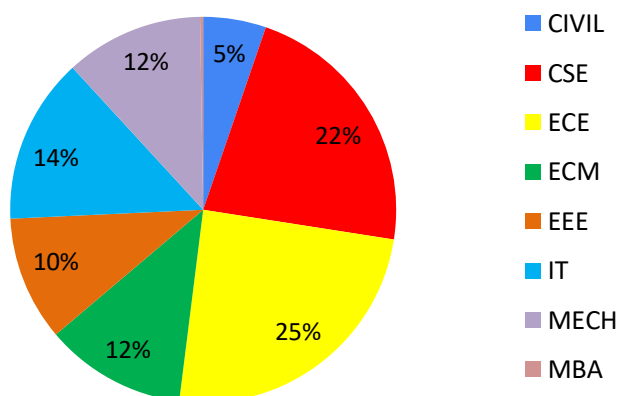
Programme

1,158 responses



Branch

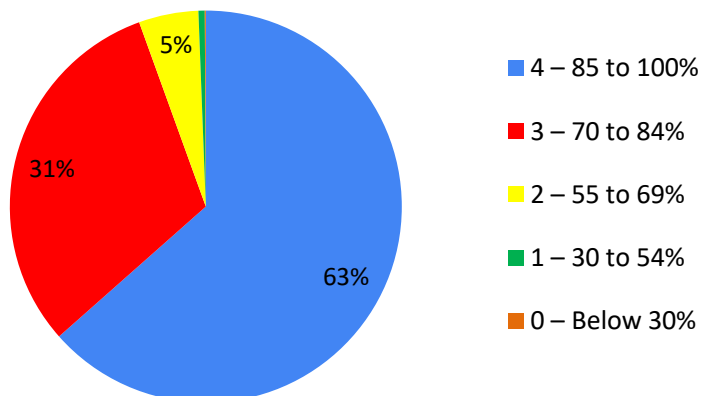
1,158 responses





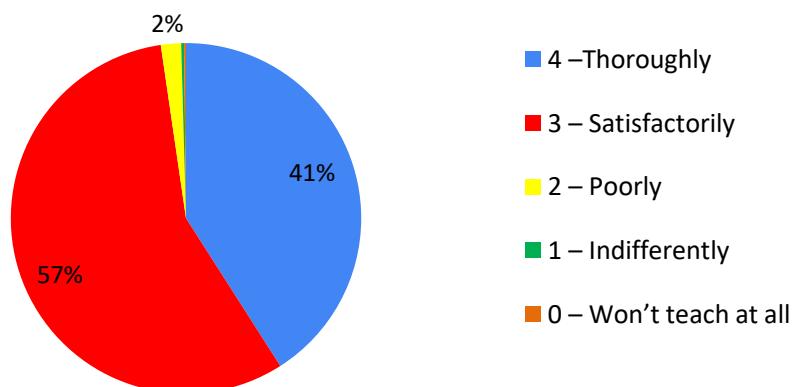
1 - How much of the syllabus was covered in the class?

1,158 responses



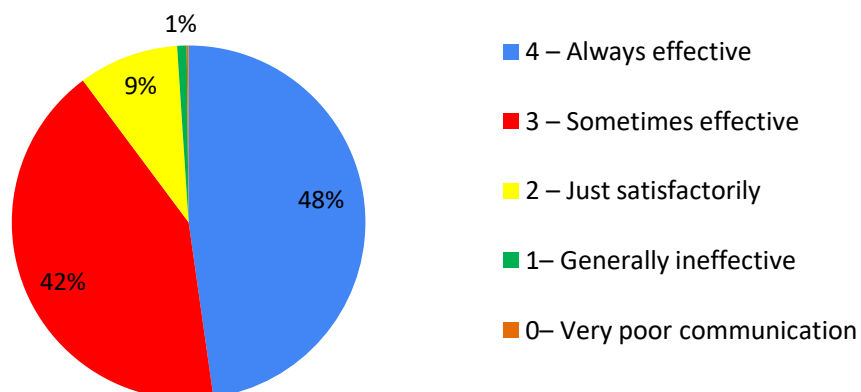
2 - How well did the teachers prepare for the classes?

1,158 responses



3 - How well were the teachers able to communicate?

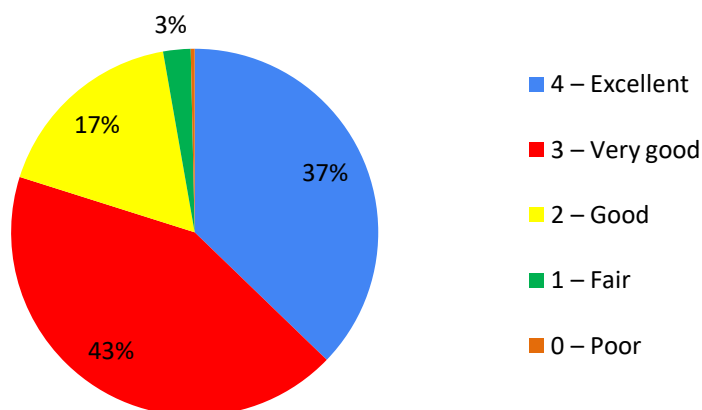
1,158 responses





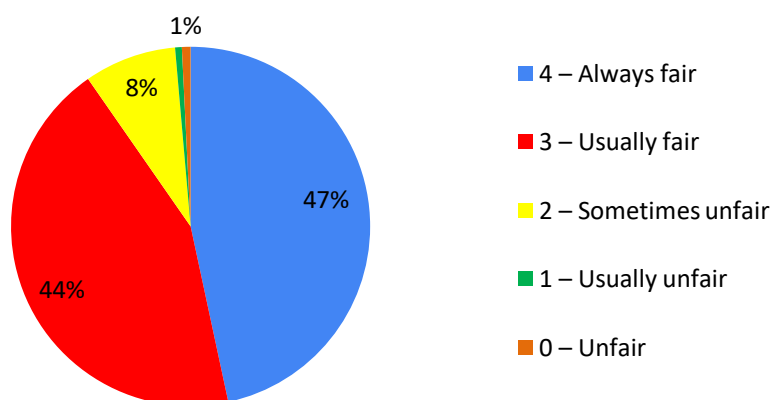
4 - The teacher's approach to teaching can best be described as

1,158 responses



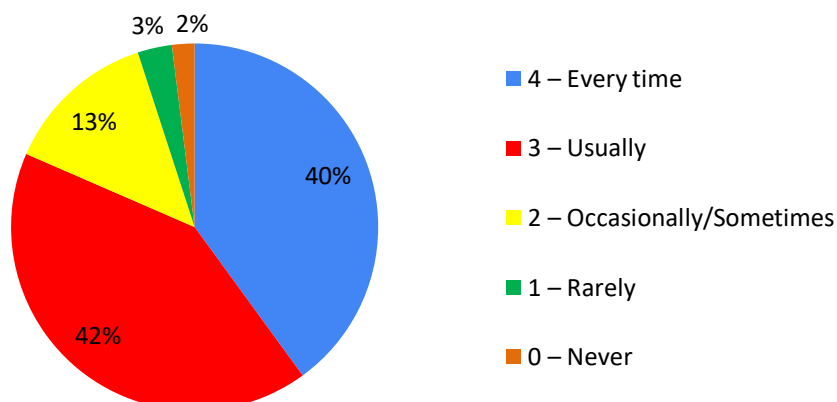
5 - Fairness of the internal evaluation process by the teachers.

1,158 responses



6 - Was your performance in assignments discussed with you?

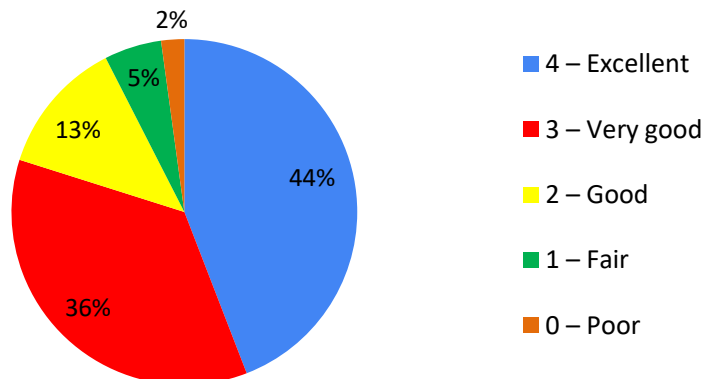
1,158 responses





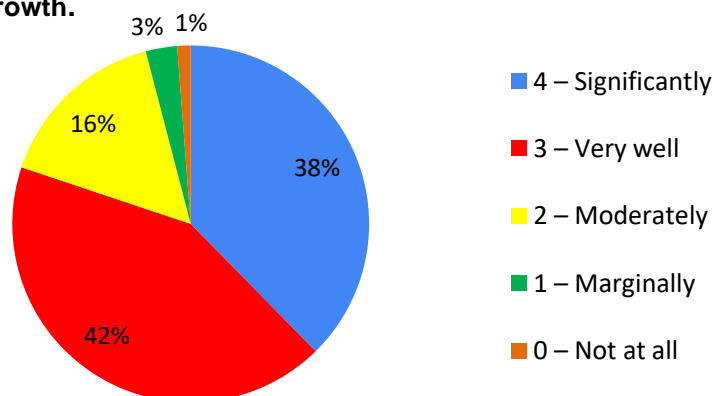
7 - The institute takes active interest in promoting internship, student exchange, field visit opportunities for students.

1,158 responses



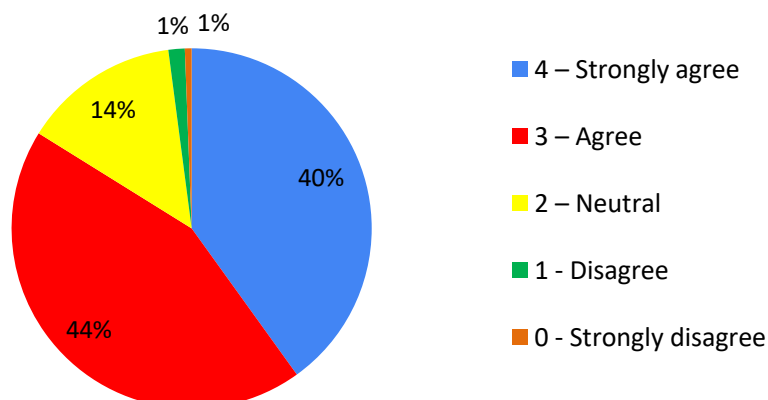
8 - The teaching and mentoring process in your institution facilitates you in cognitive, social and emotional growth.

1,158 responses



9 - The institution provides multiple opportunities to learn and grow.

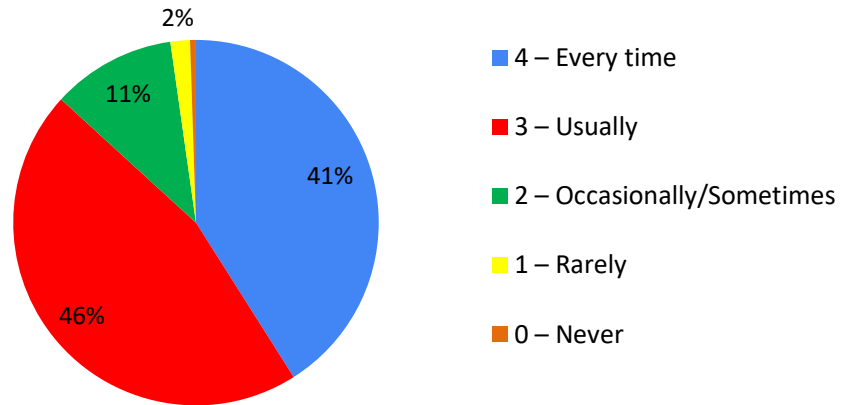
1,158 responses





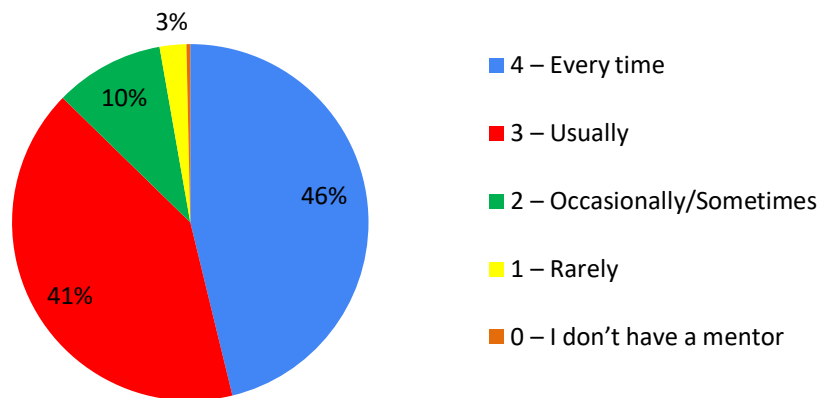
10 - Teachers inform you about your expected competencies, course outcomes and programme outcomes.

1,158 responses



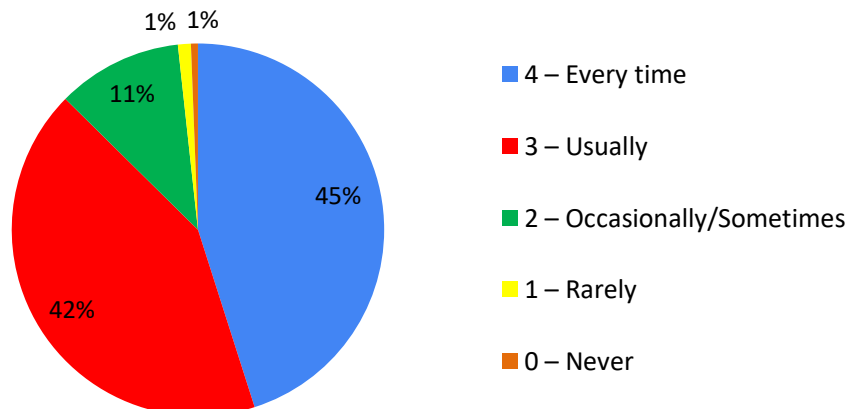
11 - Your mentor does a necessary follow-up with an assigned task to you.

1,158 responses



12 - The teachers illustrate the concepts through examples and applications.

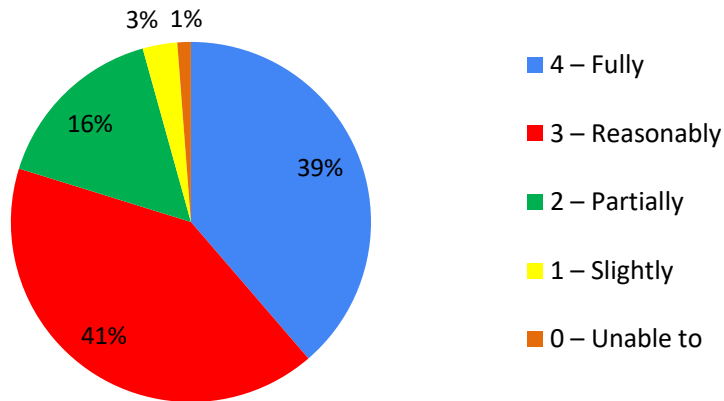
1,158 responses





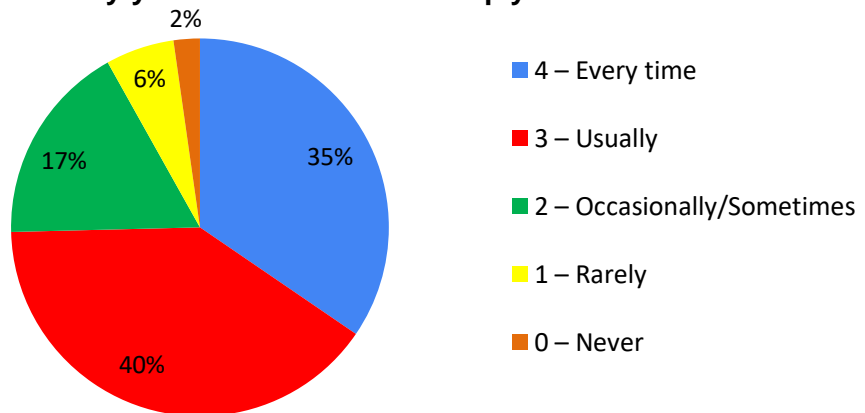
13 - The teachers identify your strengths and encourage you with providing right level of challenges.

1,158 responses



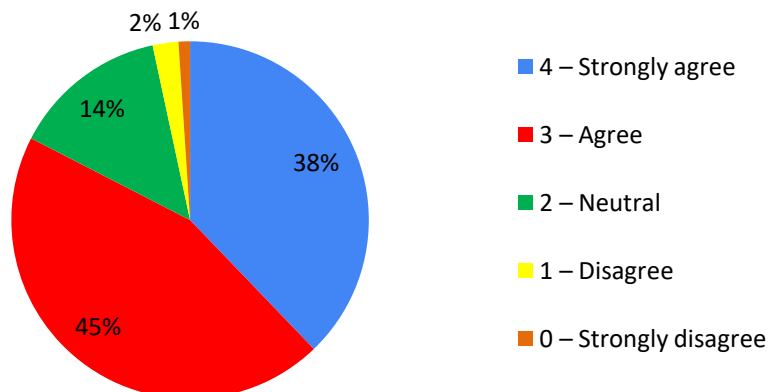
14 - Teachers are able to identify your weaknesses and help you to overcome them.

1,158 responses



15 - The institution makes effort to engage students in the monitoring, review and continuous quality improvement of the teaching learning process.

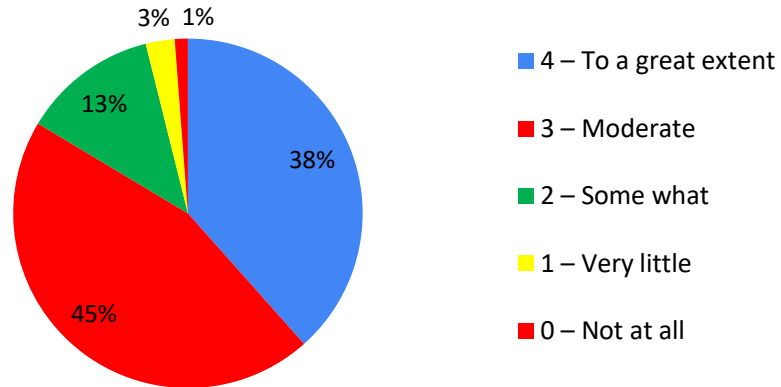
1,158 responses





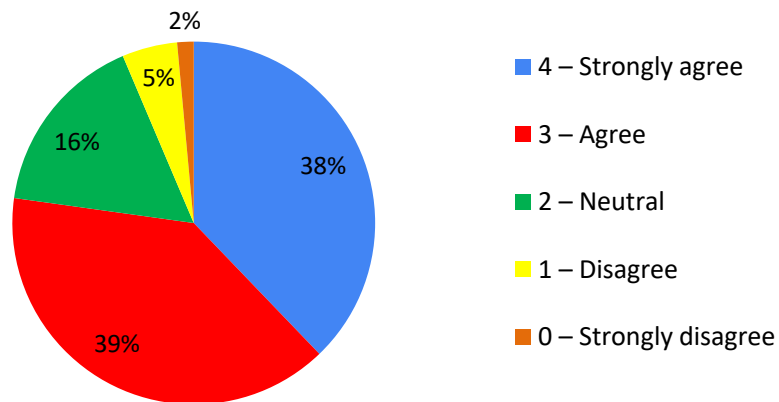
16 - The institute/ teachers use student centric methods, such as experiential learning, participative learning and problem solving methodologies for enhancing learning experiences.

1,158 responses



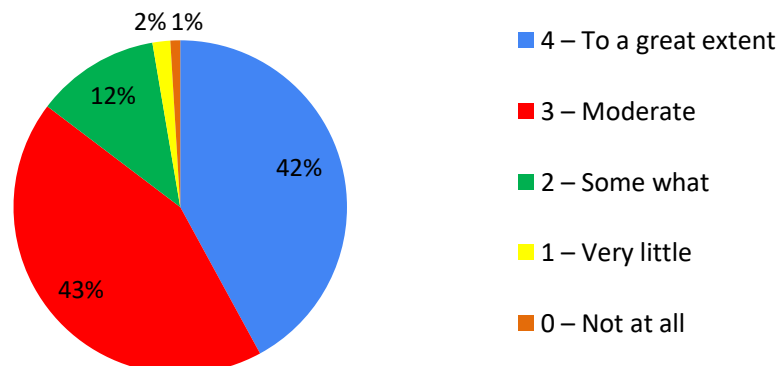
17 - Teachers encourage you to participate in extracurricular activities.

1,158 responses



18 - Efforts are made by the institute/ teachers to inculcate soft skills, life skills and employability skills to make you ready for the world of work.

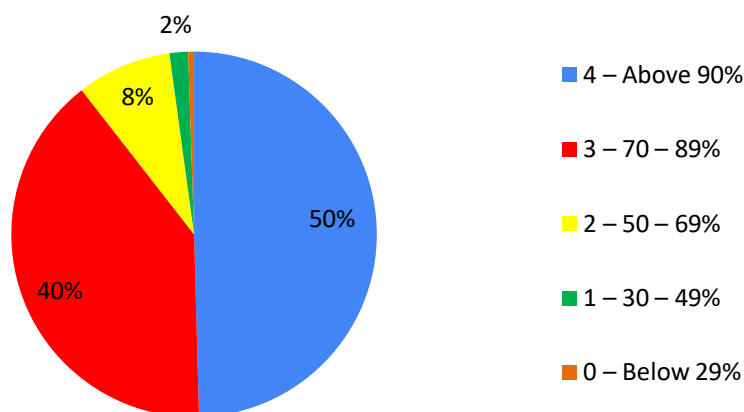
1,158 responses





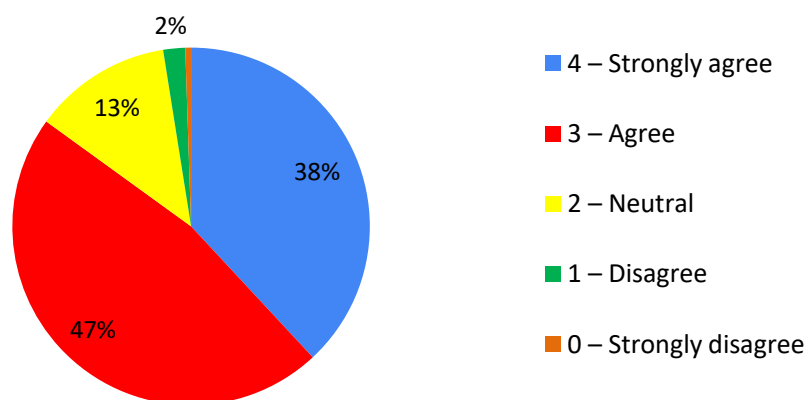
19 - What percentage of teachers use ICT tools such as LCD projector, Multimedia, etc. while teaching.

1,158 responses



20 - The overall quality of teaching-learning process in your institute is very good.

1,158 responses



21. Give three observation / suggestions to improve the overall teaching - learning experience in your institution.

1. Teachers should interact more with students.
2. Teachers should explain the actual scope of the subject so that students can find some better resources to master the subject.
3. Placement assistance should be improved.
4. College should include more extracurricular activities and also should also involve into sports.
5. Introduce students to practical applications rather than just theory.



| Q. No | Survey Question | Avg Score |
|-------|----------------------------------------------------------------------------------------------------------------------------------------------------------------------------------|-------------|
| 1 | How much of the syllabus was covered in the class? | 3.57 |
| 2 | How well did the teachers prepare for the classes? | 3.35 |
| 3 | How well were the teachers able to communicate? | 3.41 |
| 4 | The teacher's approach to teaching can best be described as | 3.14 |
| 5 | Fairness of the internal evaluation process by the teachers. | 3.36 |
| 6 | Was your performance in assignments discussed with you? | 3.16 |
| 7 | The institute takes active interest in promoting internship, student exchange, field visit opportunities for students. | 3.16 |
| 8 | The teaching and mentoring process in your institution facilitates you in cognitive, social and emotional growth. | 3.14 |
| 9 | The institution provides multiple opportunities to learn and grow. | 3.22 |
| 10 | Teachers inform you about your expected competencies, course outcomes and programme outcomes. | 3.26 |
| 11 | Your mentor does a necessary follow-up with an assigned task to you. | 3.31 |
| 12 | The teachers illustrate the concepts through examples and applications. | 3.31 |
| 13 | The teachers identify your strengths and encourage you with providing right level of challenges. | 3.14 |
| 14 | Teachers are able to identify your weaknesses and help you to overcome them. | 3.01 |
| 15 | The institution makes effort to engage students in the monitoring, review and continuous quality improvement of the teaching learning process. | 3.17 |
| 16 | The institute/ teachers use student centric methods, such as experiential learning, participative learning and problem solving methodologies for enhancing learning experiences. | 3.18 |
| 17 | Teachers encourage you to participate in extracurricular activities. | 3.09 |
| 18 | Efforts are made by the institute/ teachers to inculcate soft skills, life skills and employability skills to make you ready for the world of work. | 3.25 |
| 19 | What percentage of teachers use ICT tools such as LCD projector, Multimedia, etc. while teaching. | 3.37 |
| 20 | The overall quality of teaching-learning process in your institute is very good. | 3.21 |
| | Average Score | 3.24 |


Dr. B. Indira Reddy
Director - IQAC




Dr. T. Ch. Siva Reddy
Chairperson - IQAC