



## **STUDENTS SATISFACTION SURVEY** ON TEACHING- LEARNING AND EVALUATION for the Academic Year 2021-22

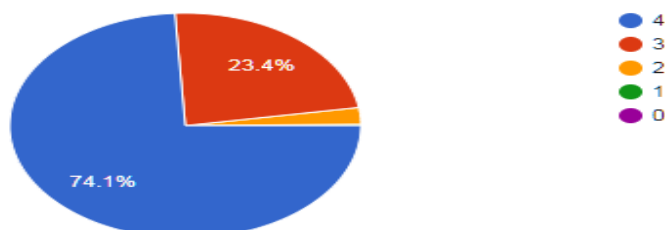
For the NAAC AQAR (2021-22), Students Satisfaction Survey (SSS) was conducted among the students of the college through an online weblink. The questionnaire has been framed based on NAAC guidelines. Students have rated the question in a **scale of 0 to 4**. This survey includes majorly the questionnaire recommended by NAAC.

The result of this survey is based on the response of **1006** students. The summary is displayed on the college website and it is also presented in the IQAC meeting.

### **SSS-RESULT & ANALYSIS**

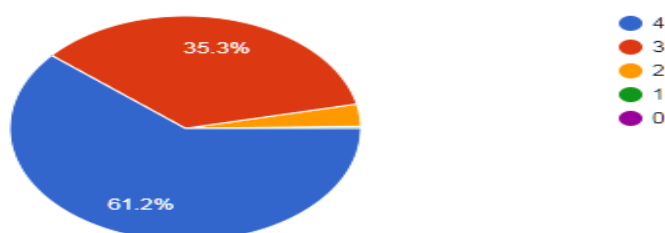
How much of the syllabus was covered in the class? 4 – 85 to 100% 3 – 70 to 84% 2 – 55 to 69% 1 – 30 to 54% 0 – Below 30%

1,006 responses



2. How well did the teachers prepare for the classes? 4 – Thoroughly 3 – Satisfactorily 2 – Poorly 1 – Indifferently 0 – Won't teach at all

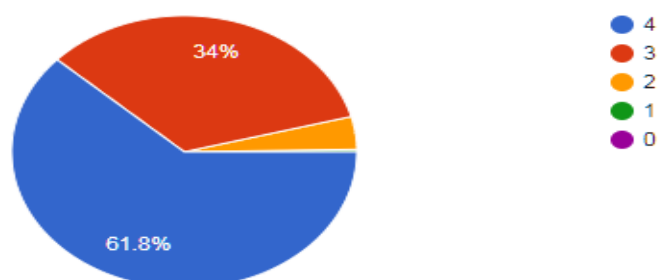
1,006 responses





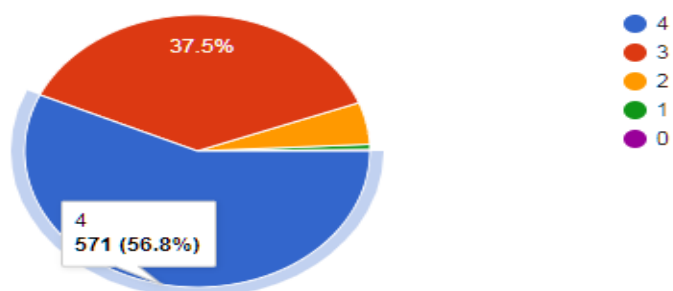
3. How well were the teachers able to communicate? 4 – Always effective  
3 – Sometimes effective  
2 – Just satisfactorily  
1 – Generally ineffective  
0 – Very poor communication

1,006 responses



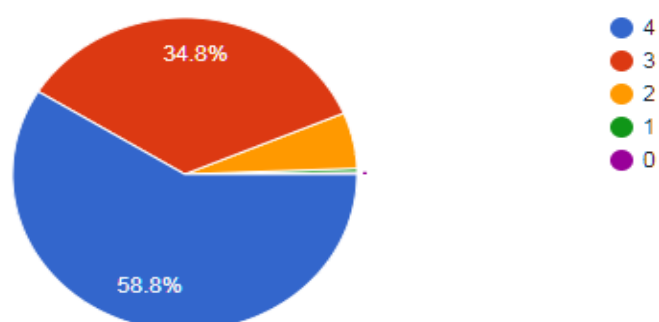
4. The teacher's approach to teaching can best be described as 4– Excellent 3 – Very good 2 – Good 1 – Fair 0– Poor

1,006 responses



5. Fairness of the internal evaluation process by the teachers. 4 – Always fair 3 – Usually fair 2 – Sometimes unfair 1 – Usually unfair 0– Unfair

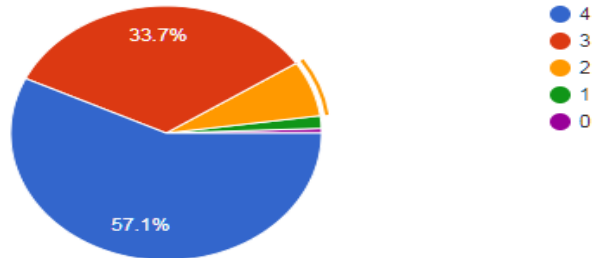
1,006 responses





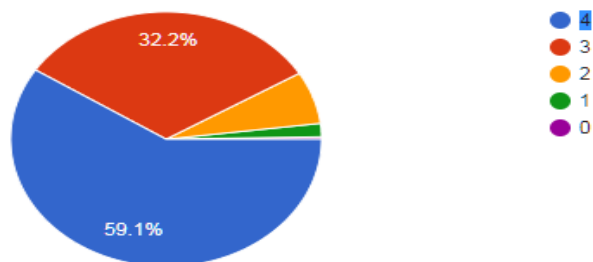
6. Was your performance in assignments discussed with you? 4 – Every time 3 – Usually 2 – Occasionally/Sometimes 1 – Rarely 0 – Never

1,006 responses



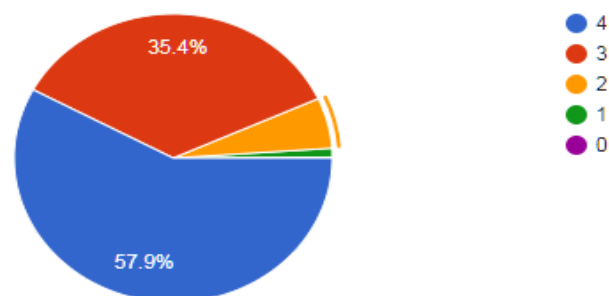
7. The institute takes active interest in promoting internship, student exchange, field visit opportunities for students. 4 – Regularly 3 – Often 2 – Sometimes 1 – Rarely 0 – Never

1,006 responses



8. The teaching and mentoring process in your institution facilitates you in cognitive, social and emotional growth. 4 – Significantly 3 – Very well 2 – Moderately 1 – Marginally 0 – Not at all

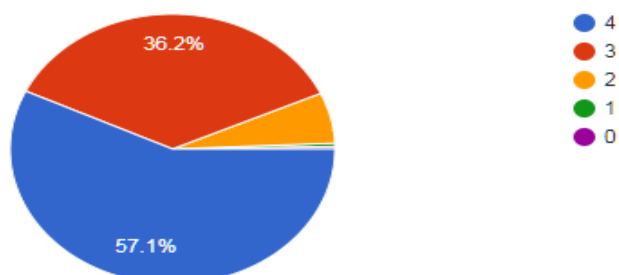
1,006 responses





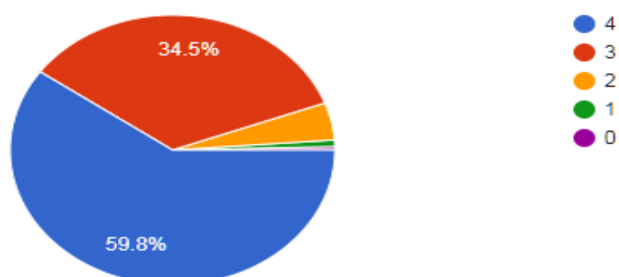
9. The institution provides multiple opportunities to learn and grow. 4 – Strongly agree 3 – Agree 2 – Neutral 1 – Disagree 0– Strongly disagree

1,006 responses



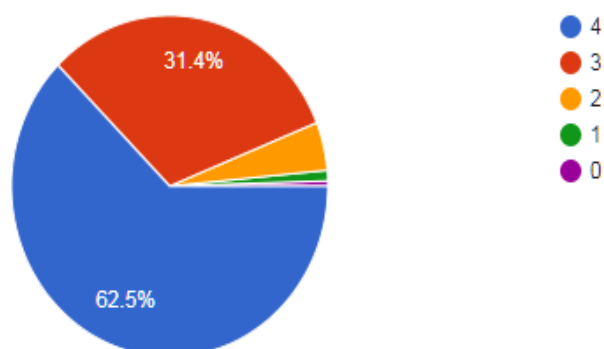
10. Teachers inform you about your expected competencies, course outcomes and programme outcomes. 4 – Every time 3 – Usually 2– Occasionally/Sometimes 1 – Rarely 0– Never

1,006 responses



11. Your mentor does a necessary follow-up with an assigned task to you. 4 – Every time 3 – Usually 2 – Occasionally/Sometimes 1 – Rarely 0 – I don't have a mentor

1,006 responses

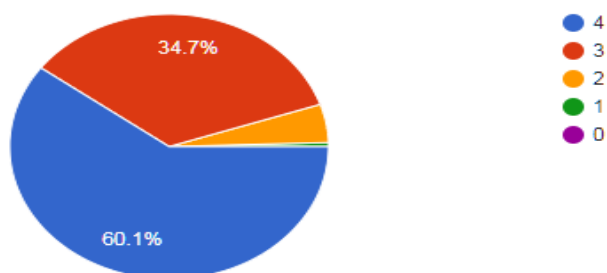




### Student Satisfaction Survey on Teaching-Learning Process

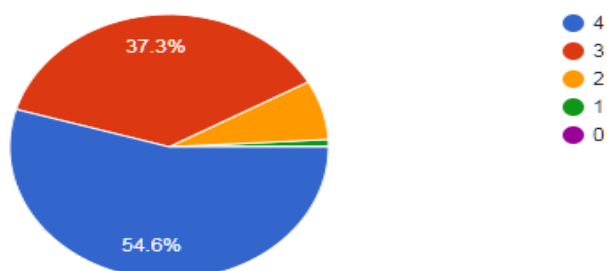
12. The teachers illustrate the concepts through examples and applications. 4 – Every time 3 – Usually 2 – Occasionally/Sometimes 1 – Rarely 0 – Never

1,006 responses



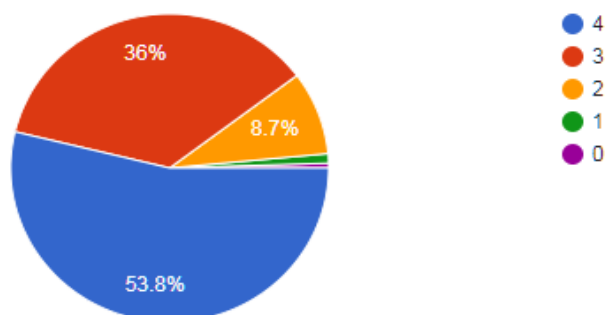
13. The teachers identify your strengths and encourage you with providing right level of challenges. 4 – Fully 3 – Reasonably 2 – Partially 1 – Slightly 0 – Unable to

1,006 responses



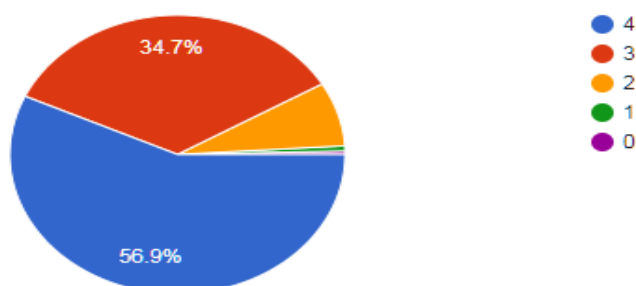
14. Teachers are able to identify your weaknesses and help you to overcome them. 4 – Every time 3 – Usually 2 – Occasionally/Sometimes 1 – Rarely 0 – Never

1,006 responses



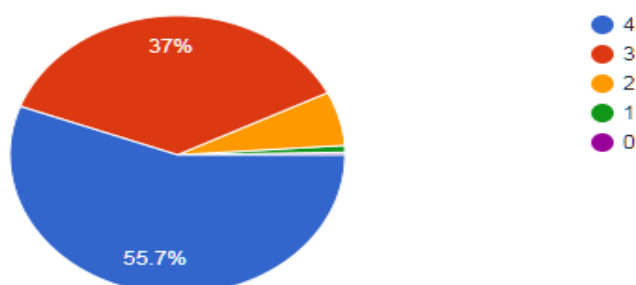
15. The institution makes effort to engage students in the monitoring, review and continuous quality improvement of the teaching learning process. 4 – Strongly agree – Agree 2 – Neutral 1 – Disagree 0 – Strongly disagree

1,006 responses



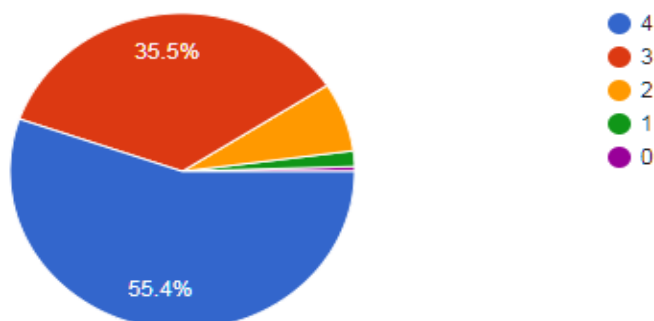
16. The institute/ teachers use student centric methods, such as experiential learning, participative learning and problem solving methodologies for enhancing learning experiences. 4 – To a great extent 3 – Moderate 2 – Some what 1 – Very little 0 – No at all

1,006 responses



17. Teachers encourage you to participate in extracurricular activities. 4 – Strongly agree 3 – Agree 2 – Neutral 1 – Disagree 0 – Strongly disagree

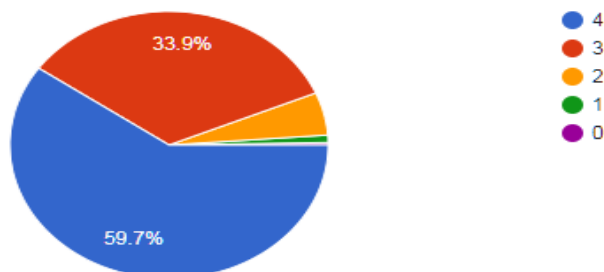
1,006 responses





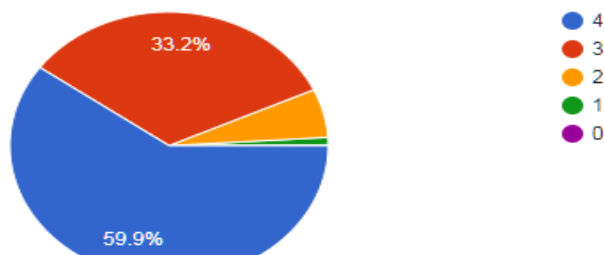
18. Efforts are made by the institute/ teachers to inculcate soft skills, life skills and employability skills to make you ready for the world of work. 4 – To a great extent 3 – Moderate 2 – Some what 1 – Very little 0 – Not at all

1,006 responses



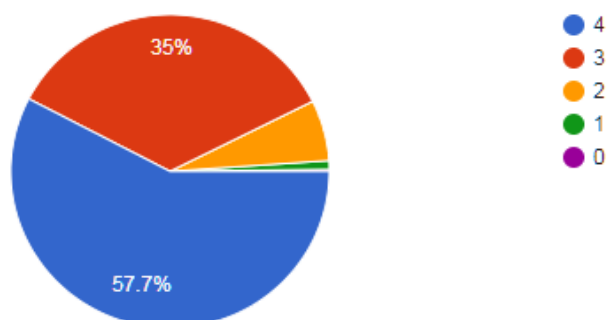
19. What percentage of teachers use ICT tools such as LCD projector, Multimedia, etc. while teaching. 4 – Above 90% 3 – 70 – 89% 2 – 50 – 69% 1 – 30 – 49% 0 – Below 29%

1,006 responses



20. The overall quality of teaching-learning process in your institute is very good. 4 – Strongly agree 3 – Agree 2 – Neutral 1 – Disagree 0 – Strongly disagree

1,006 responses





21. Give three observations/suggestions to improve the overall teaching-learning experience in your institution.

1. Practical approach needed to be implemented.
2. Need some real time tech
3. Should focus more towards practical learning and coding
4. Industrial visits should be increased
5. Please make the learning more practical by conducting classes in the labs than in the classes . Please encourage students to involve in extra circular activities.
6. Implementation of more practical projects and internships
7. Encourage students in practicals more than theory
8. Having more assignments for classes.
9. Include advanced courses and technologies
10. provide wifi in classrooms

Q.No.	Survey Question	Avg Score
1	How much of the syllabus was covered in the class?	3.71
2	How well did the teachers prepare for the classes	3.58
3	How well were the teachers able to communicate	3.57
4	The teacher's approach to teaching can best be described as	3.50
5	Fairness of the internal evaluation process by the teachers	3.52
6	Was your performance in assignments discussed with you	3.45
7	The institution takes active interest in promoting internship, student exchange, field visit opportunities for student	3.48
8	The teaching and mentoring process in your institution facilitates you in cognitive, social and emotional growth	3.50
9	The institution provides multiple opportunities to learn and grow	3.49
10	Do teachers inform you about your expected competencies, course outcomes and programme outcomes	3.53
11	Your mentor does a necessary follow-up with an assigned task to you	3.54
12	The teachers illustrate the concepts through examples and applications	3.55
13	The teachers identify your strengths and encourage you with providing right level of challenge	3.45
14	Teachers are able to identify your weaknesses and help you to overcome the	3.42



15	The institution makes effort to engage students in the monitoring, review and continuous quality improvement of the teaching learning process	3.47
----	---	------



**SREENIDHI**  
EDUCATIONAL GROUP

**SREENIDHI**  
INSTITUTE OF  
SCIENCE AND  
TECHNOLOGY



16	The institute/ teachers use student centric methods, such as experiential learning, participative learning and problems solving methodologies for enhancing learning experience	3.47
17	Teachers encourage you to participate in extracurricular activities	3.44
18	Efforts are made by the institute/ teachers to inculcate soft skills, life skills and employability skills to make you ready for the world of work	3.52
19	What percentage of teachers use ICT tools such as LCD projector, Multimedia, etc while teaching	3.52
20	The overall quality of teaching-learning process in your institute is very good	3.49
	<b>Average Score</b>	<b>3.51</b>

Dr. B. Indira Reddy  
Director - IQAC

Dr. T. Ch. Siva Reddy  
Chairperson - IQAC