

STUDENT SATISFACTION SURVEY

ON

TEACHING - LEARNING AND EVALUATION

(2019-20)

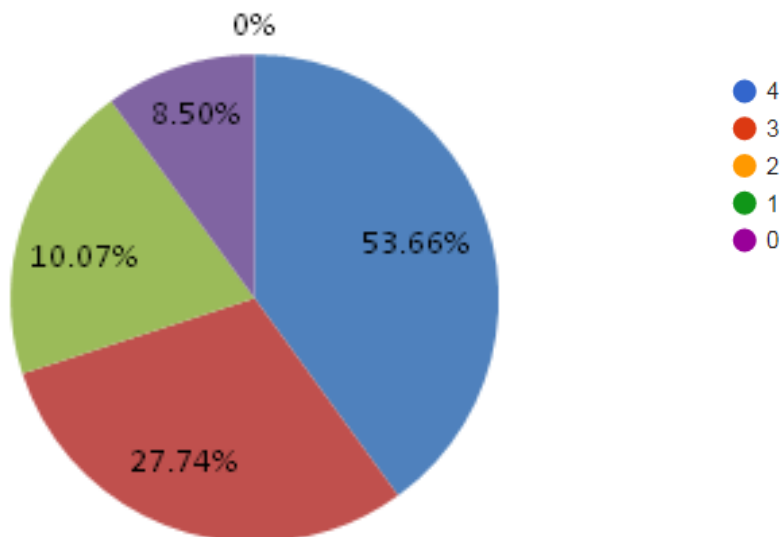
For the NAAC AQAR (2019-20), Students Satisfaction Survey (SSS) was conducted among the students of the college through an online weblink. The questionnaire has been framed based on NAAC guidelines. Students have rated the question in a **scale of 0 to 4**. This survey includes majorly the questionnaire recommended by NAAC.

The result of this survey is based on the response of 790 students. The summary is displayed on the college website and it is also presented in the IQAC meeting.

SSS - RESULT & ANALYSIS

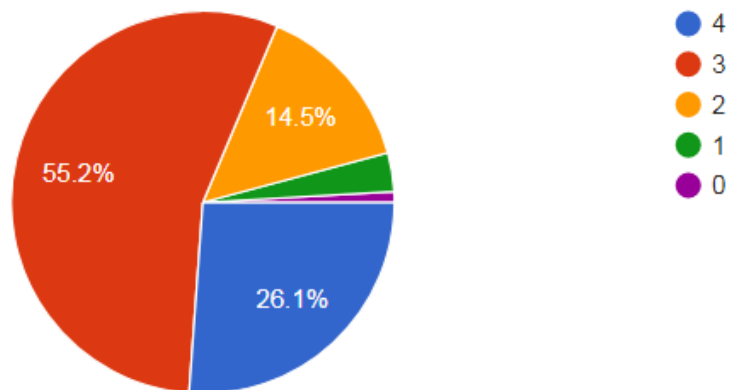
1) How much of the syllabus was covered in the class?

4 – 85 to 100% 3 – 70 to 84% 2 – 55 to 69% 1– 30 to 54% 0 –Below 30%



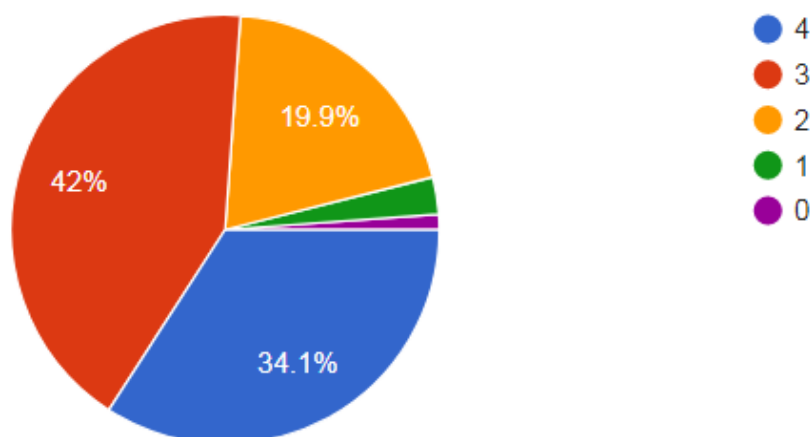
2. How well did the teachers prepare for the classes?

4 –Thoroughly 3 – Satisfactorily 2 – Poorly 1 – Indifferently 0 – Won't teach at all



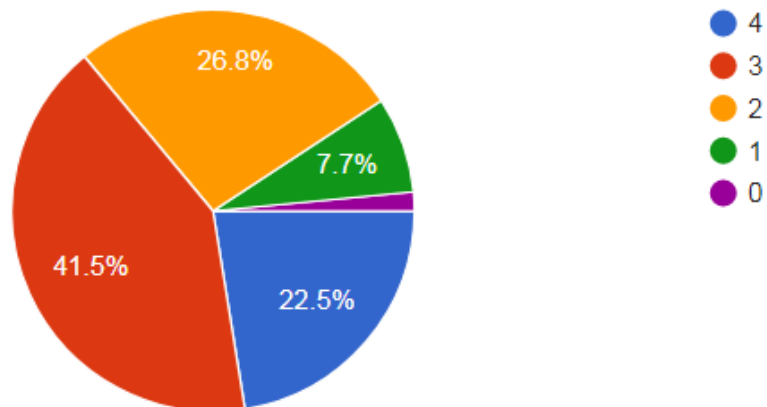
3) How well were the teachers able to communicate?

4 – Always effective 3 – Sometimes effective 2 – Just satisfactorily 1– Generally ineffective
0– Very poor communication



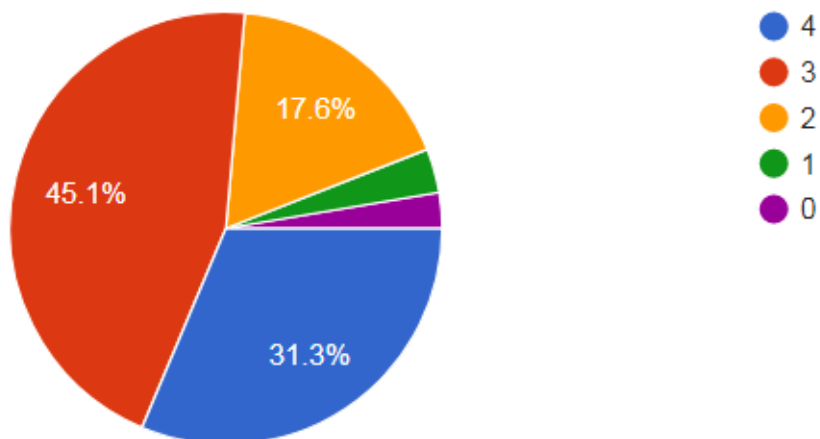
4. The teacher’s approach to teaching can best be described as

4– Excellent 3 – Very good 2 – Good 1 – Fair 0– Poor



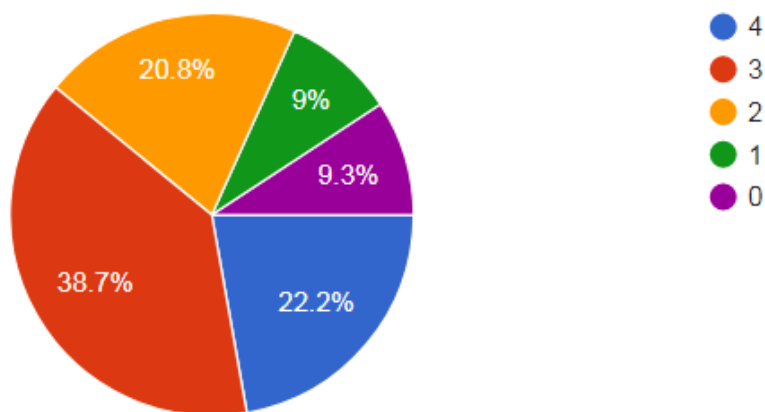
5. Fairness of the internal evaluation process by the teachers.

4 – Always fair 3 – Usually fair 2 – Sometimes unfair 1 – Usually unfair 0– Unfair



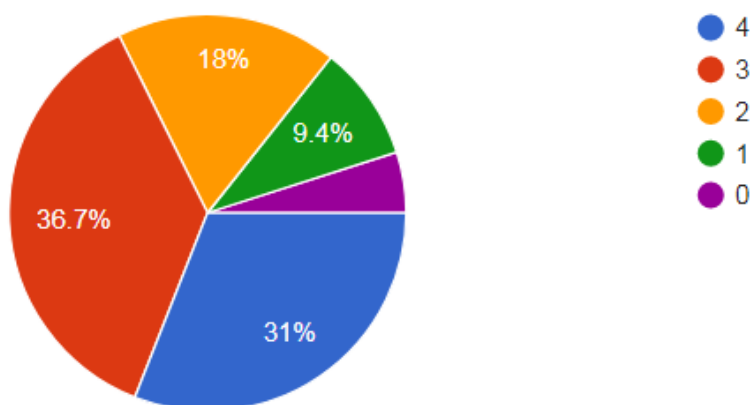
6. Was your performance in assignments discussed with you?

4 – Every time 3 – Usually 2 – Occasionally/Sometimes 1 – Rarely 0– Never



7. The institute takes active interest in promoting internship, student exchange, field visit opportunities for students.

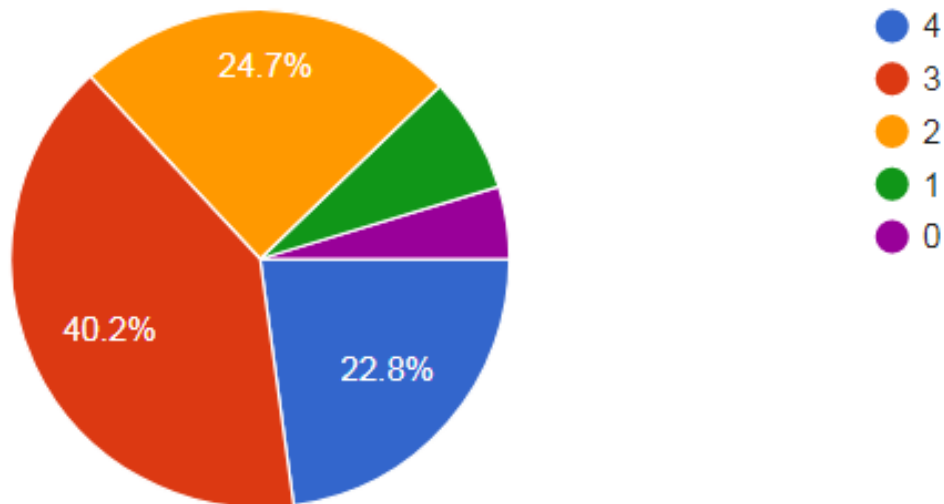
4 – Regularly 3 – Often 2 – Sometimes 1 – Rarely 0– Never





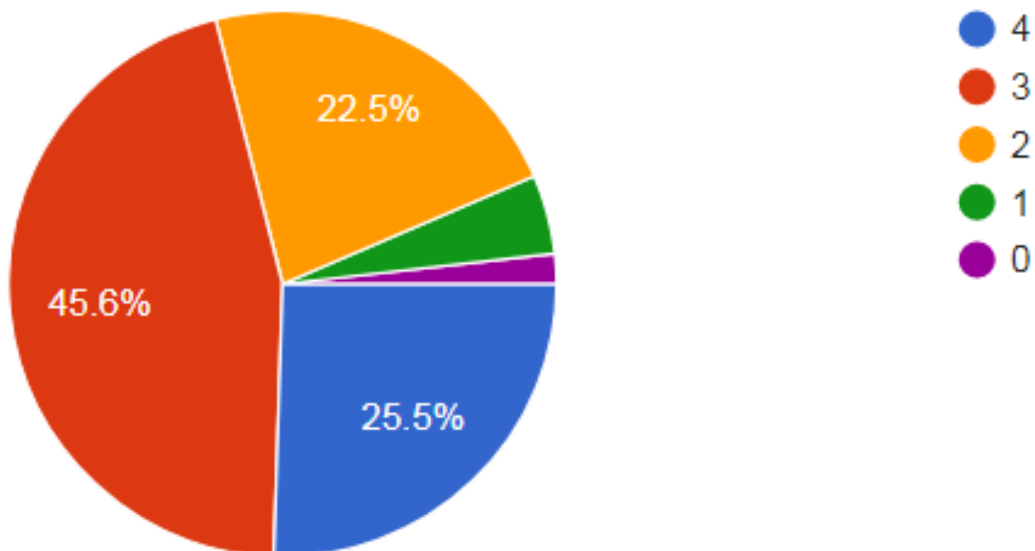
8. The teaching and mentoring process in your institution facilitates you in cognitive, social and emotional growth.

4 – Significantly 3 – Very well 2 – Moderately 1 – Marginally 0– Not at all



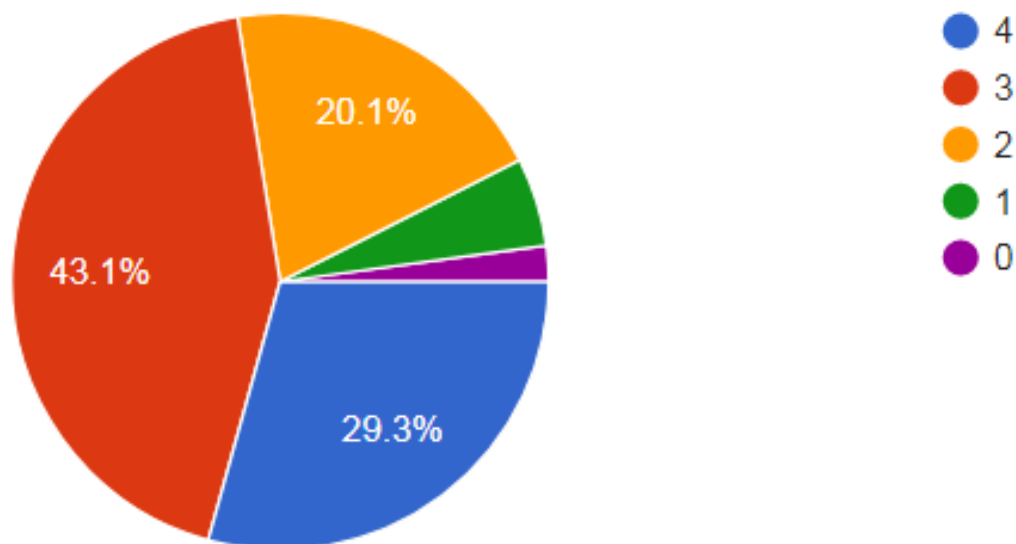
9. The institution provides multiple opportunities to learn and grow.

4 – Strongly agree 3 – Agree 2 – Neutral 1 – Disagree 0– Strongly disagree



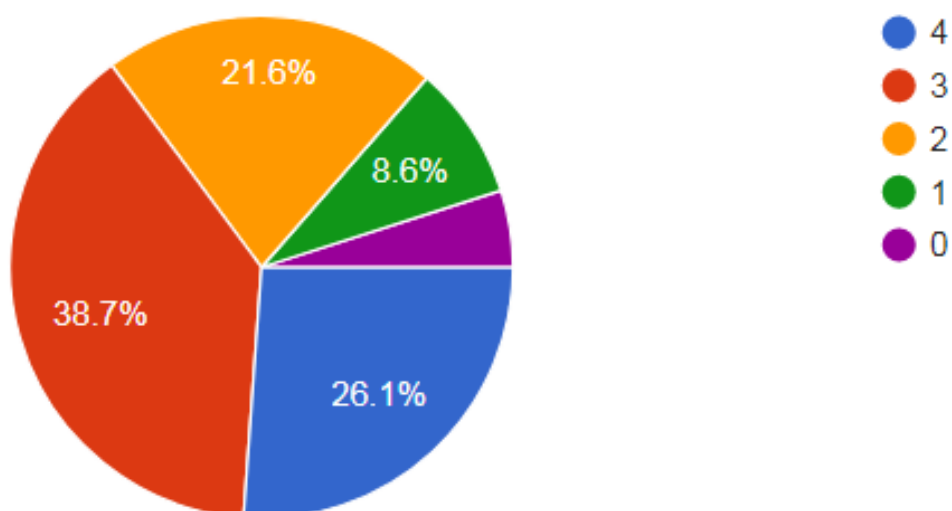
10. Teachers inform you about your expected competencies, course outcomes and programme outcomes.

4 – Every time 3 – Usually 2– Occasionally/Sometimes 1 – Rarely 0– Never



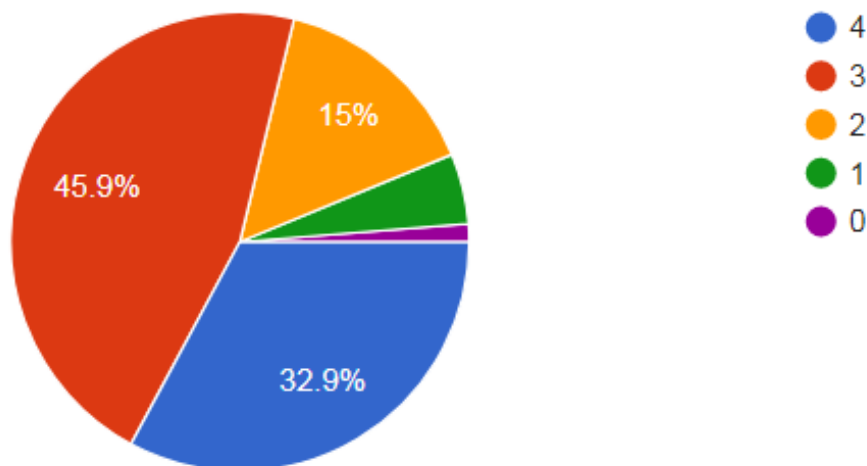
11. Your mentor does a necessary follow-up with an assigned task to you.

4 – Every time 3 – Usually 2 – Occasionally/Sometimes 1 – Rarely 0 – I don't have a mentor



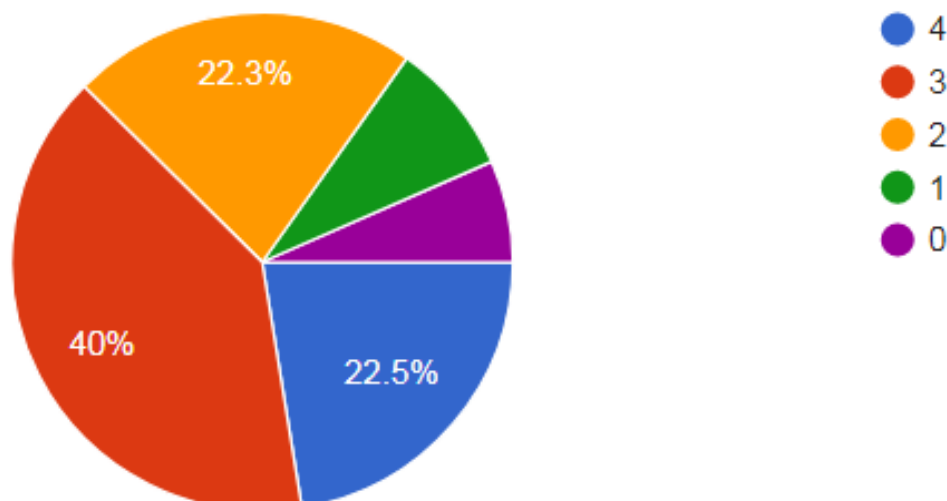
12. The teachers illustrate the concepts through examples and applications.

4 – Every time 3 – Usually 2 – Occasionally/Sometimes 1– Rarely 0 – Never



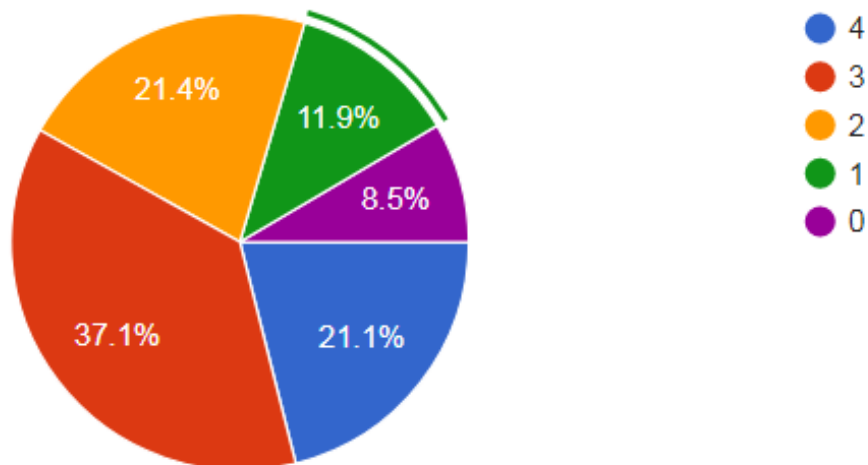
13. The teachers identify your strengths and encourage you with providing right level of challenges.

4 – Fully 3 – Reasonably 2 – Partially 1 – Slightly 0– Unable to



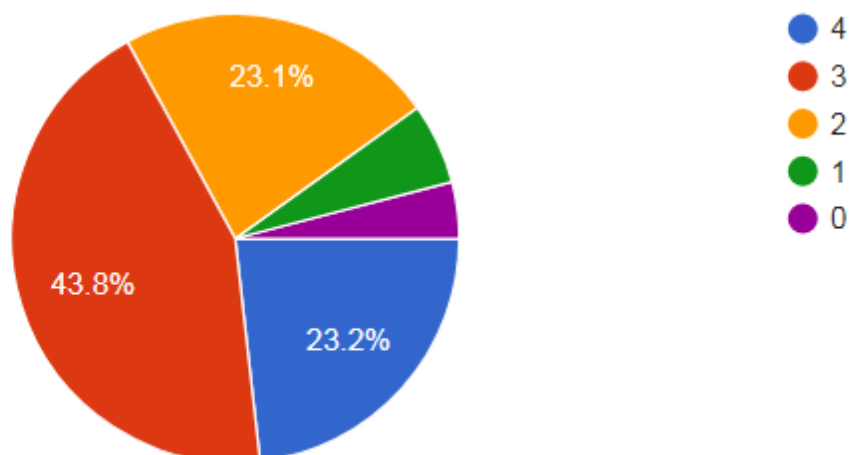
14. Teachers are able to identify your weaknesses and help you to overcome them.

4 – Every time 3 – Usually 2 – Occasionally/Sometimes 1 – Rarely 0 – Never



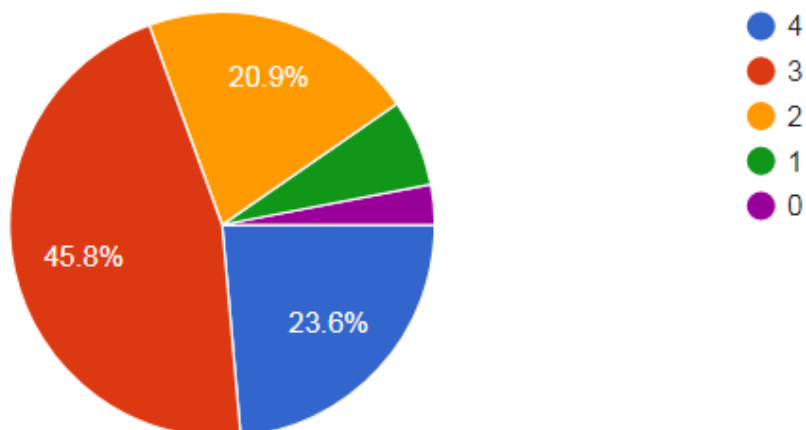
15. The institution makes effort to engage students in the monitoring, review and continuous quality improvement of the teaching learning process.

4 – Strongly agree 3 – Agree 2 – Neutral 1 – Disagree 0 – Strongly disagree



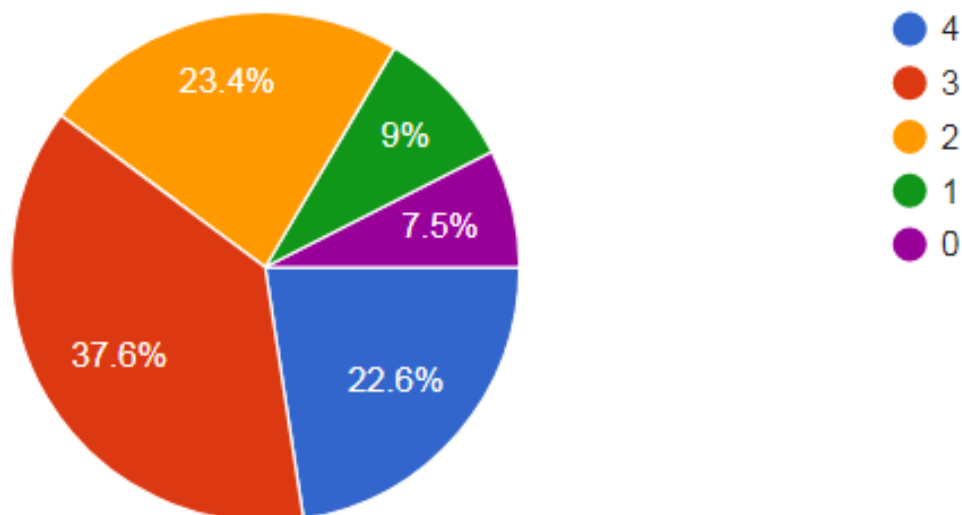
16. The institute/ teachers use student centric methods, such as experiential learning, participative learning and problem solving methodologies for enhancing learning experiences.

4 – To a great extent 3 – Moderate 2 – Some what 1 – Very little 0 – Not at all



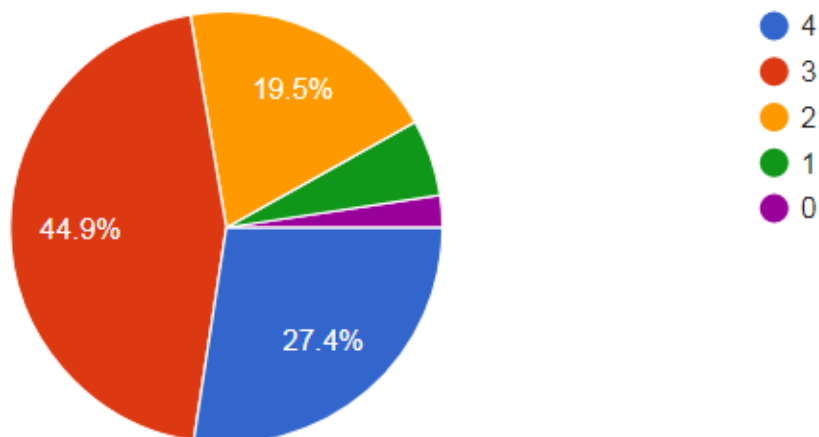
17. Teachers encourage you to participate in extracurricular activities.

4 – Strongly agree 3 – Agree 2 – Neutral 1 – Disagree 0 – Strongly disagree



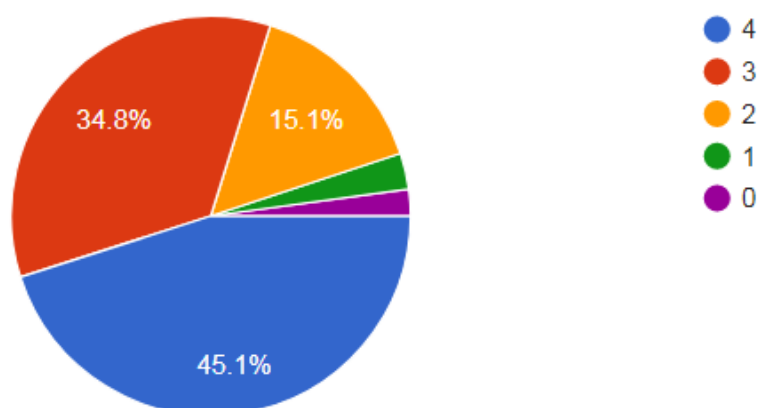
18. Efforts are made by the institute/ teachers to inculcate soft skills, life skills and employability skills to make you ready for the world of work.

4 – To a great extent 3 – Moderate 2 – Some what 1 – Very little 0 – Not at all



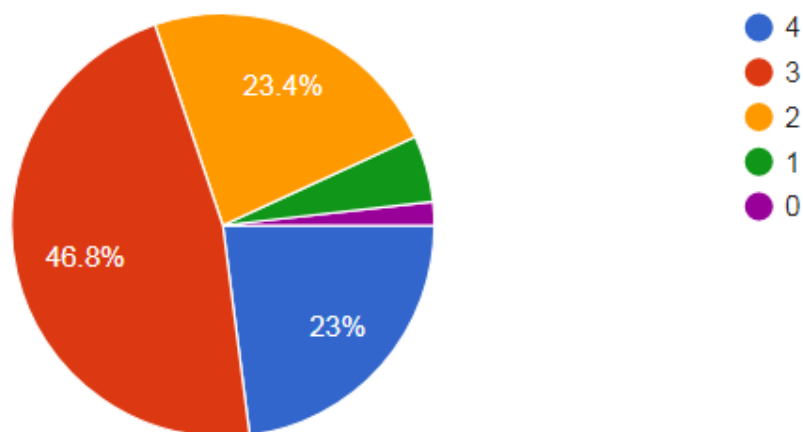
19. What percentage of teachers use ICT tools such as LCD projector, Multimedia, etc. while teaching.

4 – Above 90% 3 – 70 – 89% 2 – 50 – 69% 1 – 30 – 49% 0 – Below 29%



20. The overall quality of teaching-learning process in your institute is very good.

4 –Strongly agree 3 – Agree 2 – Neutral 1 – Disagree 0 – Strongly disagree



21. Give three observation / suggestions to improve the overall teaching – learning experience in your institution.

- Encourage more field trips and experimental teaching. Reduce in student to teacher ratio. Also inculcate soft skills in students.
- Interaction between teacher and student must be increased.
- There are no suggestions to give as all the teachers are giving good teaching for us.
- overall teaching staff and teaching is understandable and good
- More experiments, Better Interaction and Supporting extra-curricular activities
- Encourage more industrial visits. Explanation with videos rather than just slides
- Time Table should be Perfectly introduced
- Physical experimentation in the class
- ppts and pdfs of all subjects to be given to students before starting the lecture and not during the examinations