



STUDENT SATISFACTION SURVEY ON TEACHING - LEARNING AND EVALUATION for the Academic Year 2020-21

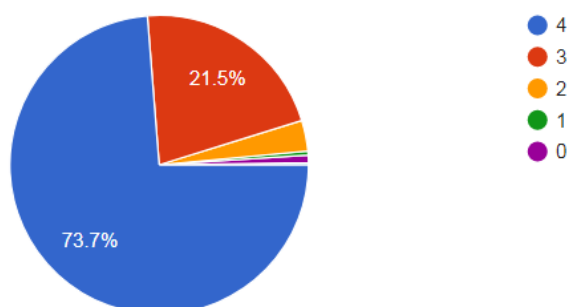
For the NAAC AQAR (2020-21), Students Satisfaction Survey (SSS) was conducted among the students of the college through an online weblink. The questionnaire has been framed based on NAAC guidelines. Students have rated the question in a **scale of 0 to 4**. This survey includes majorly the questionnaire recommended by NAAC.

The result of this survey is based on the response of **874** students. The summary is displayed on the college website and it is also presented in the IQAC meeting.

SSS - RESULT & ANALYSIS

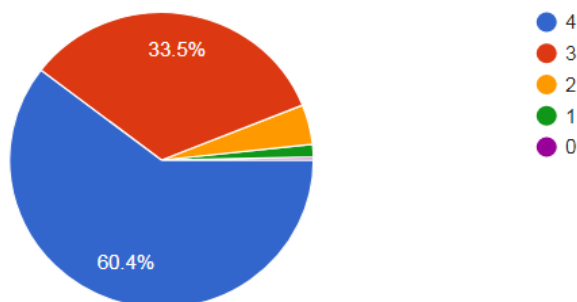
1. How much of the syllabus was covered in the class? 4 – 85 to 100% 3 – 70 to 84% 2 – 55 to 69% 1 – 30 to 54% 0 – Below 30%

874 responses



2. How well did the teachers prepare for the classes? 4 – Thoroughly 3 – Satisfactorily 2 – Poorly 1 – Indifferently 0 – Won't teach at all

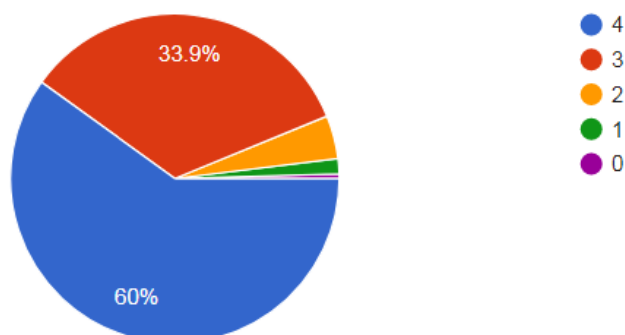
874 responses





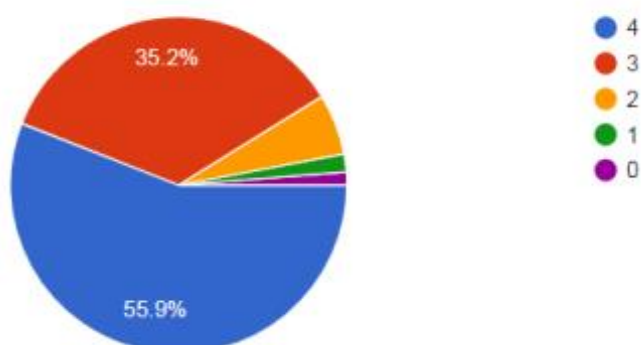
3. How well were the teachers able to communicate? 4 – Always effective 3 – Sometimes effective 2 – Just satisfactorily 1– Generally ineffective 0– Very poor communication

874 responses



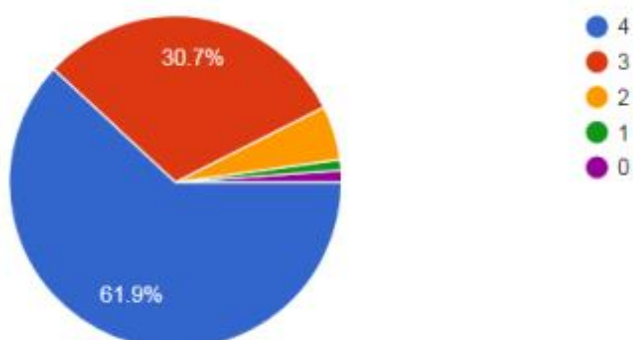
4. The teacher's approach to teaching can best be described as 4– Excellent 3 – Very good – Good 1 – Fair 0– Poor

874 responses



5. Fairness of the internal evaluation process by the teachers. 4 – Always fair/ 3 – Usually fair /2 – Sometimes unfair/ 1 – Usually unfair/ 0– Unfair

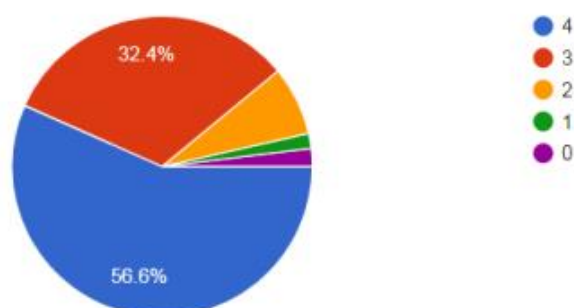
874 responses





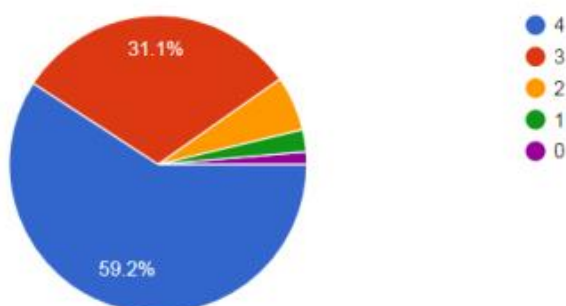
6. Was your performance in assignments discussed with you? 4 – Every time 3 – Usually 2 – Occasionally/Sometimes 1 – Rarely 0 – Never

874 responses



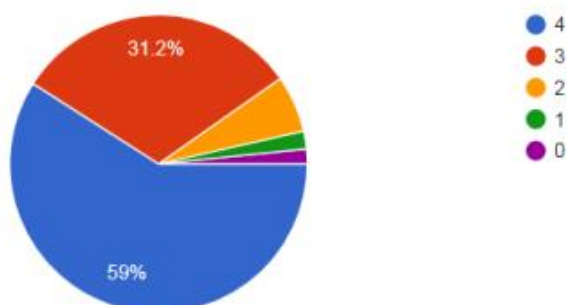
7. The institute takes active interest in promoting internship, student exchange, field visit opportunities for students. 4 – Regularly 3 – Often 2 – Sometimes 1 – Rarely 0 – Never

874 responses



8. The teaching and mentoring process in your institution facilitates you in cognitive, social and emotional growth. 4 – Significantly 3 – Very well 2 – Moderately 1 – Marginally 0 – Not at all

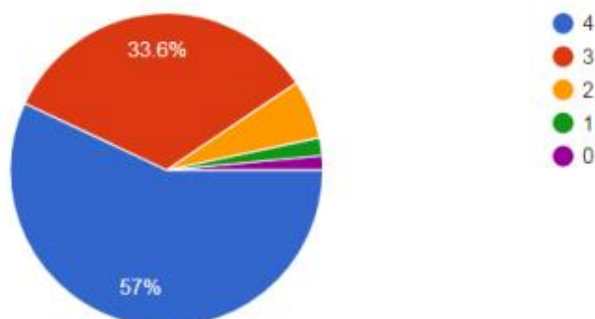
874 responses





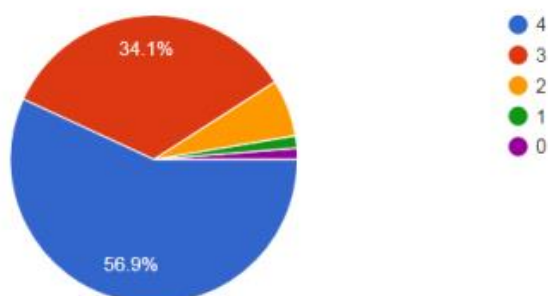
9. The institution provides multiple opportunities to learn and grow. 4 – Strongly agree 3 – Agree 2 – Neutral 1 – Disagree 0 – Strongly disagree

874 responses



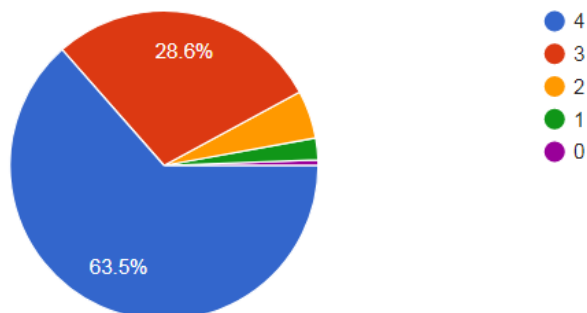
10. Teachers inform you about your expected competencies, course outcomes and programme outcomes. 4 – Every time 3 – Usually 2 – Occasionally/Sometimes 1 – Rarely 0 – Never

874 responses



11. Your mentor does a necessary follow-up with an assigned task to you. 4 – Every time 3 – Usually 2 – Occasionally/Sometimes 1 – Rarely 0 – I don't have a mentor

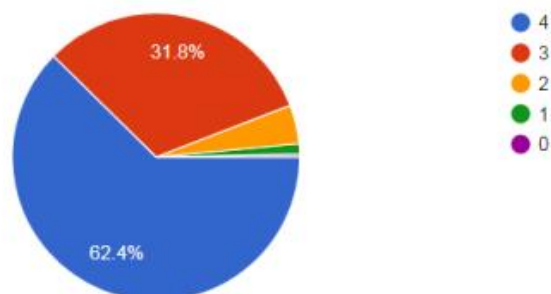
874 responses





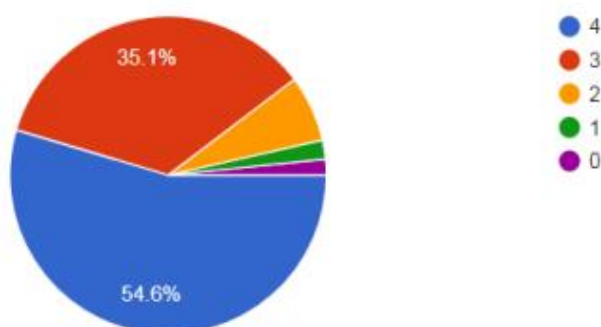
12. The teachers illustrate the concepts through examples and applications. 4 – Every time 3 – Usually 2 – Occasionally/Sometimes 1 – Rarely 0 – Never

874 responses



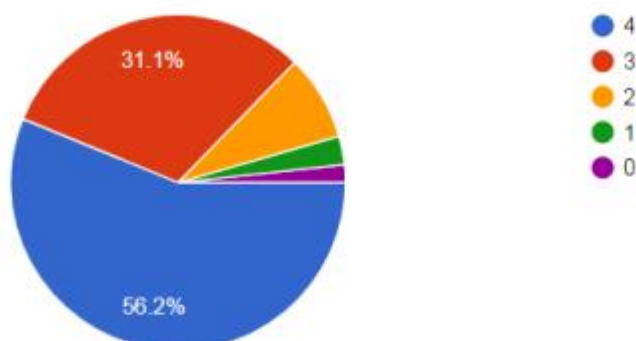
13. The teachers identify your strengths and encourage you with providing right level of challenges. 4 – Fully 3 – Reasonably 2 – Partially 1 – Slightly 0 – Unable to

874 responses



14. Teachers are able to identify your weaknesses and help you to overcome them. 4 – Every time 3 – Usually 2 – Occasionally/Sometimes 1 – Rarely 0 – Never

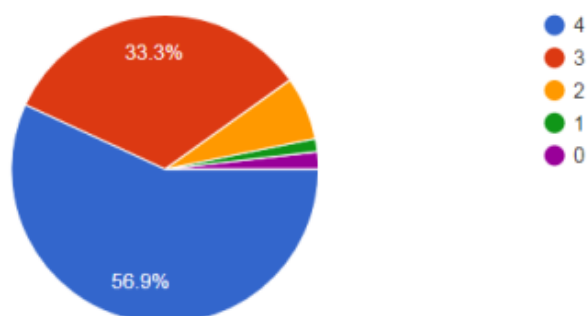
874 responses





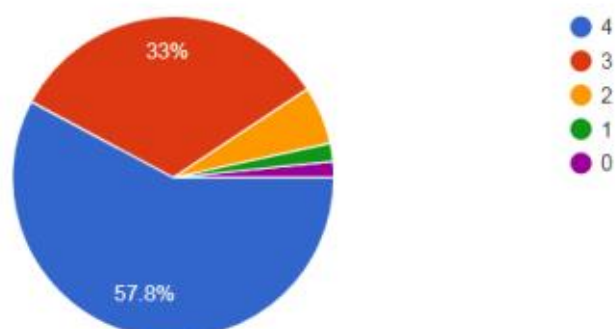
15. The institution makes effort to engage students in the monitoring, review and continuous quality improvement of the teaching learning process. 4 – Strongly agree 3 – Agree 2 – Neutral 1 – Disagree 0 – Strongly disagree

874 responses



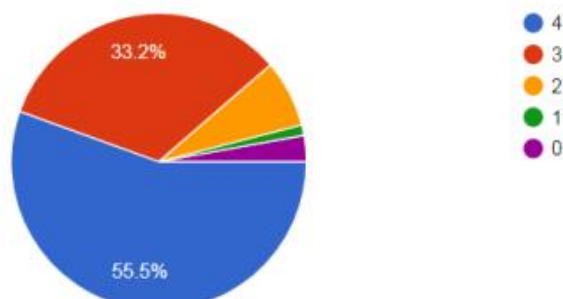
16. The institute/ teachers use student centric methods, such as experiential learning, participative learning and problem solving methodologies for enhancing learning experiences. 4 – To a great extent 3 – Moderate 2 – Some what 1 – Very little 0 – Not at all

874 responses



17. Teachers encourage you to participate in extracurricular activities. 4 – Strongly agree 3 – Agree 2 – Neutral 1 – Disagree 0 – Strongly disagree

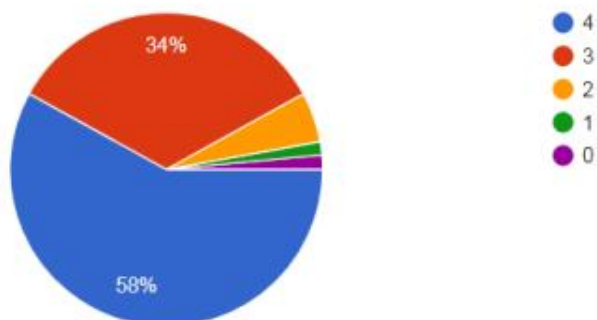
874 responses





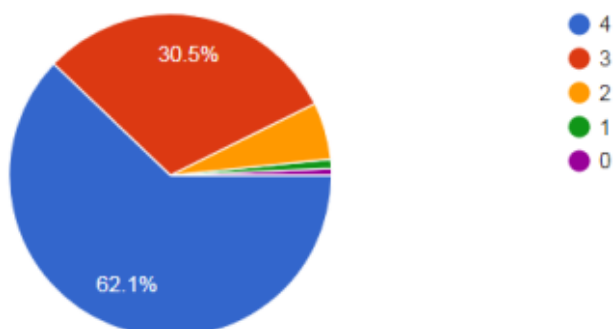
18. Efforts are made by the institute/ teachers to inculcate soft skills, life skills and employability skills to make you ready for the world of work. 4 – To a great extent 3 – Moderate 2 – Some what 1 – Very little 0 – Not at all

874 responses



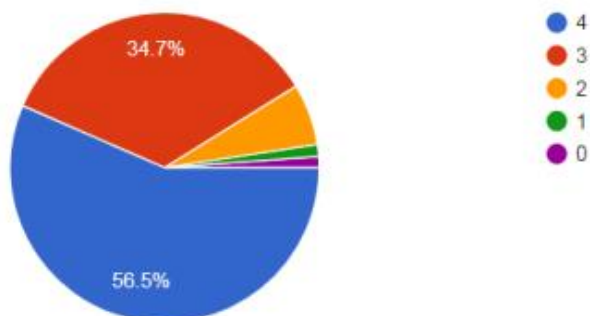
19. What percentage of teachers use ICT tools such as LCD projector, Multimedia, etc. while teaching. 4 – Above 90% 3 – 70 – 89% 2 – 50 – 69% 1 – 30 – 49% 0 – Below 29%

874 responses



20. The overall quality of teaching-learning process in your institute is very good. 4 – Strongly agree 3 – Agree 2 – Neutral 1 – Disagree 0 – Strongly disagree

874 responses





21. Give three observation / suggestions to improve the overall teaching – learning experience in your institution.

- 1) More practical oriented, more company tours
- 2) Teaching is excellent. Teachers are very rich in knowledge and help us to learn in a better manner. Encourage students to study for gate examination in their respective branch.
- 3) There should be a less use of ppt and more use of board
- 4) The core placement opportunities must be more
- 5) Real time learning with good lab exposure
- 6) More labs, less raw teaching, more practicals
- 7) Keep field trips by dept compulsory in syllabus

QUESTION WISE AVERAGE SCORE ON A SCALE OF 4

Q.No.	Survey Question	Avg Score
1	How much of the syllabus was covered in the class?	3.69
2	How well did the teachers prepare for the classes	3.53
3	How well were the teachers able to communicate	3.52
4	The teacher's approach to teaching can best be described as	3.43
5	Fairness of the internal evaluation process by the teachers	3.51
6	Was your performance in assignments discussed with you	3.40
7	The institute takes active interest in promoting internship, student exchange, field visit opportunities for student	3.44
8	The teaching and mentoring process in your institution facilitates you in cognitive, social and emotional growth	3.44
9	The institution provides multiple opportunities to learn and grow	3.43
10	Do Teachers inform you about your expected competencies, course outcomes and programme outcomes	3.44
11	Your mentor does a necessary follow-up with an assigned task to you	3.52
12	The teachers illustrate the concepts through examples and applications	3.55
13	The teachers identify your strengths and encourage you with providing right level of challenge	3.40
14	Teachers are able to identify your weaknesses and help you to overcome the	3.37
15	The institution makes effort to engage students in the monitoring, review and continuous quality improvement of the teaching learning	3.42



	procesdisagree	
16	The institute/ teachers use student centric methods, such as experiential learning, participative learning and problem solving methodologies for enhancing learning experience	3.44
17	Teachers encourage you to participate in extracurricular activities	3.37
18	Efforts are made by the institute/ teachers to inculcate soft skills, life skills and employability skills to make you ready for the world of work	3.46
19	What percentage of teachers use ICT tools such as LCD projector, Multimedia, etc while teaching	3.53
20	The overall quality of teaching-learning process in your institute is very good	3.44
	Average Score	3.47

Dr.D.Kondayya
Coordinator

Dr.T.Ch.Siva Reddy
Chairperson