

SREE EDUCATIONAL SOCIETY

1-2-288/23/1 DOMALGUDA HYDERABAD - 500 029

CONSOLIDATED BALANCE SHEET AS AT 31ST MARCH, 2018

S.No	LIABILITIES	SCHEDULE	31-03-2018		31-03-2017	
			AMOUNT Rs.	AMOUNT Rs.	AMOUNT Rs.	AMOUNT Rs.
1	Corpus Fund	A		1,75,22,313.50		1,75,22,313.50
2	Reserves and Surplus	B		20,85,89,223.13		11,43,16,110.06
3	Grants	C		54,57,358.79		86,16,395.79
4	Loans & Borrowings Secured Loans Unsecured Loans	D		31,98,25,999.23		38,01,28,255.74
		E		-		1,51,70,078.00
5	Current Liabilities	F		22,77,77,341.10		29,92,72,254.90
6	Provisions	G		14,33,27,792.25		12,18,16,241.25
	TOTAL			92,25,00,028.00		95,68,41,649.24
	ASSETS					
1	Fixed Assets Gross Block Less: Depreciation	H	103,13,65,603.13		90,08,35,059.63	
			57,58,74,849.88	45,54,90,753.25	49,88,32,187.88	40,20,02,871.75
	Capital Work in Progress (including capital advances)			73,37,770.00		3,30,51,500.00
2	Current Assets - Loans & Advances					
	Current Assets					
	Receivables	I	18,02,20,826.00		26,40,46,147.00	
	Cash & Bank Balance	J	20,97,14,068.69	38,99,34,894.69	19,11,21,558.43	45,51,67,705.43
	Loans, Advances & Deposits					
	Loans & Advances	K	1,48,24,174.50		1,37,22,532.50	
	Deposits	L	5,49,12,435.56	6,97,36,610.06	5,28,97,039.56	6,66,19,572.06
	TOTAL			92,25,00,028.00		95,68,41,649.24

Notes on Accounts


V

AS PER BOOKS OF ACCOUNTS
For RAMANATHAM & RAO
Chartered Accountants
(FRN - S 2934)

(C. KAMESHWAR RAO)
Partner
M.No: 024363

Place: Hyderabad
Date: 6th September, 2018

For SREE EDUCATIONAL SOCIETY



(DR. K. T. MAHI)
Secretary & Correspondant



SREE EDUCATIONAL SOCIETY

1-2-288/23/1 DOMALGUDA HYDERABAD - 500 029

CONSOLIDATED INCOME & EXPENDITURE ACCOUNT FOR THE YEAR ENDED ON 31ST MARCH, 2018

PARTICULARS	SCHEDULE	31-03-2018	31-03-2017
		AMOUNT Rs.	AMOUNT Rs.
[A] INCOME			
Fee Income	M	90,51,70,972.00	67,72,81,279.00
Other Income	N	2,50,97,608.65	1,91,50,375.10
Revenue Grant Receipts	O	41,18,871.00	1,39,55,142.00
TOTAL [A]		93,43,87,451.65	71,03,86,796.10
[B] EXPENSES			
Employee Payments & Benefits	P	43,45,80,038.60	32,86,60,856.00
Power & Fuel	Q	59,73,478.00	1,11,68,022.00
Administrative Expenses	R	22,51,61,180.14	16,44,41,950.64
Repairs & Maintenance	S	4,35,79,310.85	4,52,93,475.00
Institutional Promotional & Other Expenses	T	1,28,51,536.00	91,95,583.00
Interest	U	4,09,26,132.99	2,60,85,345.05
Depreciation	H	7,70,42,662.00	6,05,02,857.00
TOTAL [B]		84,01,14,338.58	64,53,48,088.69
Excess of Income Over Expenditure [A-B]		9,42,73,113.07	6,50,38,707.41
Add: Extra Ordinary Items	N (a)	-	12,45,60,817.00
Transfer to Reserves [A-B]+N(a)		9,42,73,113.07	18,95,99,524.41

Notes on Accounts


v

AS PER BOOKS OF ACCOUNTS
For RAMANATHAM & RAO
Chartered Accountants
(FRN - S 2934)

(C. KAMESHWAR RAO)
Partner
M.No: 024363

Place: Hyderabad
Date: 6th September, 2018

For SREE EDUCATIONAL SOCIETY



Mahie
(DR. K. T. MAHI)
Secretary & Correspondant



SREE EDUCATIONAL SOCIETY

SCHEDULES

FORMING PART OF THE BALANCE SHEET AND INCOME & EXPENDITURE ACCOUNT FOR THE YEAR ENDED AND AS AT 31.03.2018

	AS AT 31.03.2018	AS AT 31.03.2018	AS AT 31.03.2017	AS AT 31.03.2017
	Rs.	Rs.	Rs.	Rs.
SCHEDULE - A				
CORPUS FUND				
Opening Balance	1,75,22,313.50		1,75,22,313.50	
Add: Additions during the year				
Total	1,75,22,313.50	1,75,22,313.50	1,75,22,313.50	1,75,22,313.50
SCHEDULE - B				
RESERVES & SURPLUS				
Income & Expenditure Account Opening Balance	11,43,16,110.06		-75,283,414.35	
Add: SURPLUS / Less:(DEFICIT) During the year	9,42,73,113.07		18,95,99,524.41	
Total	20,85,89,223.13	20,85,89,223.13	11,43,16,110.06	11,43,16,110.06
SCHEDULE - C				
GRANTS				
(i) Capital Grant:				
Opening Balance.	41,98,826.00		31,42,226.00	
Add: Current Year Receipts	7,20,000.00		23,97,000.00	
Less: Utilised during the year	17,39,330.00	31,79,496.00	13,40,400.00	41,98,826.00
(ii) Revenue Grant:				
Opening Balance	44,17,569.79		36,52,974.79	
Add: Current Year Receipts	19,79,164.00		1,47,19,737.00	
Less: Utilised during the year	41,18,871.00	22,77,862.79	1,39,55,142.00	44,17,569.79
Total	54,57,358.79	54,57,358.79		86,16,395.79
SCHEDULE - D				
SECURED LOANS				
(i) Loan from World Bank under TEQIP-Phase I	8,31,09,800.00		8,31,09,800.00	
(ii) Secured Bank Overdraft				
Andhra Bank, Sultan Bazar Branch, Hyd	6,67,73,269.23		7,56,52,188.73	
Andhra Bank Uppal Hyderabad	40,07,199.00			
(iii) Term Loan				
Andhra Bank Sultan Bazar Branch, Hyd	2,47,44,294.00		3,96,84,900.00	
(iv) a) Demand Loan				
Andhra Bank Sultan Bazar Branch, Hyd	10,17,24,780.00		14,08,18,968.00	
b) Demand Loan				
Andhra Bank Uppal Hyderabad	50,69,344.00		45,77,468.00	
(v) Vehicle Loans				
Kotak Mahindra Bank Ltd., Hyderabad	2,77,58,539.00		2,52,66,184.01	
Reliance Capital Ltd., Hyderabad	0.00		17,42,017.00	
DCB Bank	14,03,874.00		22,30,198.00	
TATA Finance	52,34,900.00		70,46,532.00	
Total	31,98,25,999.23	31,98,25,999.23	38,01,28,255.74	38,01,28,255.74
SCHEDULE - E				
UNSECURED LOANS				
Unsecured Loans	-		1,51,70,078.00	
Total	-	-	1,51,70,078.00	1,51,70,078.00



mebbe

	AS AT 31.03.2018	AS AT 31.03.2018	AS AT 31.03.2017	AS AT 31.03.2017
	Rs.	Rs.	Rs.	Rs.
SCHEDULE - F				
CURRENT LIABILITIES				
Creditors for Expenses	5,89,26,184.10		8,78,99,643.75	
Other Creditors	2,41,505.00		37,610.00	
Refundable Deposits			-	
Student Deposits	59,49,033.00		54,43,798.00	
Staff Deposits	1,55,70,284.00		1,38,27,711.00	
Other Deposits	38,06,471.00		4,13,672.00	
Vaughn College of Aeronotics	5,06,130.00		5,06,130.00	
Payable Expenses	11,01,23,260.00		10,37,33,223.15	
Scholarship	0.00		4,32,834.00	
JNTU Accounts	3,09,89,700.00		3,65,15,532.00	
Advance Receipts R&D works	10,72,440.00		10,72,440.00	
Deposit for Awards	1,21,000.00		1,21,000.00	
Advance Receipts				
Fee Receipts			4,91,60,811.00	
Other Advance Receipts	4,71,334.00		1,07,850.00	
Total	22,77,77,341.10	22,77,77,341.10	29,92,72,254.90	29,92,72,254.90
SCHEDULE - G				
PROVISIONS				
Provisions - WB Interest	9,48,27,792.25		8,65,16,812.25	
Provisions - Gratuity	4,85,00,000.00		3,52,99,429.00	
Total	14,33,27,792.25	14,33,27,792.25	12,18,16,241.25	12,18,16,241.25
SCHEDULE - H				
Fixed Assets				
Gross Block	103,13,65,603.13		90,08,35,059.63	
Depreciation	57,58,74,849.88		49,88,32,187.87	
Net Block	45,54,90,753.25	45,54,90,753.25	40,20,02,871.76	40,20,02,871.76
Capital Work in Progress		73,37,770.00		3,30,51,500.00
Depreciation for the Period		7,70,42,662.00		6,05,02,857.00
SCHEDULE - I				
RECEIVABLES				
Tuition Fee Receivables	18,02,20,826.00		26,40,46,147.00	
Total	18,02,20,826.00	18,02,20,826.00	26,40,46,147.00	26,40,46,147.00
SCHEDULE - J				
CASH & BANK BALANCES				
Cash in Hand				
Cash Balances	10,14,128.48		39,61,037.48	
Bank Balances				
Bank Balances	3,51,17,221.21		2,40,23,988.95	
Other Bank Balances	17,35,82,719.00		16,31,36,532.00	
Total	20,97,14,068.69	20,97,14,068.69	19,11,21,558.43	19,11,21,558.43



mahe

	AS AT 31.03.2018	AS AT 31.03.2018	AS AT 31.03.2017	AS AT 31.03.2017
	Rs.	Rs.	Rs.	Rs.
SCHEDULE - K				
LOANS & ADVANCES				
Advances for Parties	1,12,465.00		11,30,661.00	
Other Advances	3,27,822.00		9,74,559.00	
TDS Receivable	1,43,83,887.50		1,16,17,312.50	
Total	1,48,24,174.50	1,48,24,174.50	1,37,22,532.50	1,37,22,532.50
SCHEDULE - L				
DEPOSITS				
General Deposits	16,16,669.56		1,02,56,039.56	
Rental Deposits	5,32,95,766.00		4,26,41,000.00	
Total	5,49,12,435.56	5,49,12,435.56	5,28,97,039.56	5,28,97,039.56
SCHEDULE - M				
FEE INCOME				
Tuition Fee	77,77,87,800.00		56,76,11,450.00	
Miscellaneous Fee	4,95,20,082.00		3,98,11,193.00	
Transportation Fee	4,67,16,273.00		4,02,74,526.00	
Examination Fee	3,11,46,817.00		2,95,84,110.00	
Total	90,51,70,972.00	90,51,70,972.00	67,72,81,279.00	67,72,81,279.00
SCHEDULE - N				
OTHER INCOME				
Seminar Receipts	12,41,478.00		7,27,924.00	
Module Training Claims	25,000.00		25,000.00	
Facilitation Receipts	3,09,350.00		2,28,000.00	
Interest on Bank Deposits	1,28,70,170.65		69,77,982.85	
Library Fees	61,15,886.00		57,44,412.00	
Miscellaneous Receipts	45,35,724.00		54,47,056.25	
Total	2,50,97,608.65	2,50,97,608.65	1,91,50,375.10	1,91,50,375.10
SCHEDULE - N (a)				
Extra Ordinary Item				
Extra Ordinary Item			12,45,60,817.00	
Total			12,45,60,817.00	12,45,60,817.00
SCHEDULE - O				
Grant Receipts				
Revenue Grant Receipts	41,18,871.00		1,39,55,142.00	
Total	41,18,871.00	41,18,871.00	1,39,55,142.00	1,39,55,142.00




Mehke

	AS AT 31.03.2018	AS AT 31.03.2018	AS AT 31.03.2017	AS AT 31.03.2017
	Rs.	Rs.	Rs.	Rs.
SCHEDULE - P				
EMPLOYEE PAYMENTS & BENEFITS				
Staff Salaries	40,02,55,529.00		31,47,73,081.00	
Gratuity	1,32,00,571.00		-	
Staff beneficial Expenses	1,23,59,046.60		90,58,691.00	
Staff Training Expenses	29,32,804.00		-	
Remuneration to staff/professionals	58,32,088.00		48,29,084.00	
Total	43,45,80,038.60	43,45,80,038.60	32,86,60,856.00	32,86,60,856.00
SCHEDULE - Q				
POWER & FUEL				
Electricity charges	59,69,635.00		1,01,74,780.00	
Diesel for DG Set	3,843.00		9,93,242.00	
Total	59,73,478.00	59,73,478.00	1,11,68,022.00	1,11,68,022.00
SCHEDULE - R				
ADMINISTRATIVE EXPENSES				
Conveyance	31,76,114.50		26,37,081.00	
Travelling Expenses	65,42,088.00		76,22,081.40	
Books & Periodicals	13,35,405.00		55,45,663.00	
Bank Charges	13,12,244.35		16,36,247.52	
Exam Branch Expenses	1,12,53,267.20		75,26,935.00	
Membership Fee	7,90,014.00		5,66,143.00	
Lab consumables	54,86,170.00		27,88,124.00	
Professional charges	1,62,41,463.00		1,14,16,113.00	
Long Term Lease Rent	8,65,50,054.00		5,68,48,027.00	
Donations	13,10,000.00		15,75,000.00	
Seminars and refresher courses	23,67,278.00		16,65,345.00	
Student Welfare Exp.	1,15,32,343.00		85,77,501.00	
Academic/Technical consultancy	0.00		17,83,603.00	
R & D Project Expenses	16,20,169.00		22,58,570.00	
Printing and Stationery	79,47,345.50		70,08,453.80	
Software & Licencing Charges	50,59,240.00		42,14,963.00	
Post & Courier	89,805.00		41,769.00	
Rates Taxes & Fees	3,60,51,923.00		42,92,958.00	
Insurance	43,88,496.00		28,88,010.95	
JNTU Service Fees	1,33,48,900.00		1,66,65,550.00	
Telephones	29,13,442.34		30,91,161.97	
Water charges	6,50,313.00		7,30,642.00	
Income Tax & Interest	25,42,316.00		1,01,55,009.00	
General Expenses	8,55,207.25		8,53,842.00	
Meeting Expenses	17,97,582.00		20,53,157.00	
Total	22,51,61,180.14	22,51,61,180.14	16,44,41,950.64	16,44,41,950.64
SCHEDULE - S				
REPAIRS AND MAINTENANCE				
Repairs and Maintenance	1,91,22,388.85		2,40,68,588.00	
Vehicle maintenance	2,23,66,857.00		1,93,33,321.00	
Lease Rental Vehicle	20,90,065.00		18,91,566.00	
Total	4,35,79,310.85	4,35,79,310.85	4,52,93,475.00	4,52,93,475.00
SCHEDULE - T				
INSTITUTIONAL PROMOTIONAL AND OTHER EXPENSES				
Institutional Promotional Expenses	1,28,51,536.00		91,95,583.00	
Total	1,28,51,536.00	1,28,51,536.00	91,95,583.00	91,95,583.00



Mehke

	AS AT 31.03.2018	AS AT 31.03.2018	AS AT 31.03.2017	AS AT 31.03.2017
	Rs.	Rs.	Rs.	Rs.
SCHEDULE - U				
INTEREST				
Interest on Term Loan	50,82,379.00		30,82,660.00	
Interest on Working Capital Loan	58,74,982.00		33,27,146.00	
Interest on Vehicle Loans	62,01,178.99		32,23,077.00	
Other Interest	1,54,56,613.00		81,41,482.05	
Interest on World Bank Loan through TEQIP	83,10,980.00		83,10,980.00	
Total	4,09,26,132.99	4,09,26,132.99	2,60,85,345.05	2,60,85,345.05



Mehke

SREE EDUCATIONAL SOCIETY
(Formerly Sree Educational Society)
CONSOLIDATED SCHEDULE OF FIXED ASSETS AS ON 31st MARCH 2018

S.No.	PARTICULARS	GROSS BLOCK				DEPRECIATION				NET BLOCK			
		Opening as on 01.04.2017		Addition During the Year		TOTAL as on 31-03-2018		During the Year		Upto 31-03-2018	W.D.V as on 31-03-2018	W.D.V as on 31-03-2017	
		3	4	5	6	7	8	9	10	11	12	13	14
1	Buildings	35,17,89,877.39	82,68,746.00	1,63,79,540.00	0.00	37,64,38,163.39	17,12,45,995.14	0.10	1,88,81,263.00	8,18,977.00	19,09,46,235.14	18,54,91,928.25	18,05,43,882.25
	Solar Plant	0.00	2,28,99,175.00	0.00	0.00	2,28,99,175.00	0.00	40%	91,59,670.00	0.00	91,59,670.00	1,37,39,505.00	
2	Capital Work in Progress	3,30,51,500.00	1,49,94,746.00	1,72,35,767.00	5,79,44,243.00	73,37,770.00	0.00	-	0.00	0.00	0.00	0.00	3,30,51,500.00
3	BIO-TECH DEPARTMENT LABS	73,09,578.75	0.00	0.00	0.00	73,09,578.75	63,59,321.75	15%	2,17,540.00	0.00	65,76,861.75	12,32,717.00	14,50,257.00
4	CSE DEPARTMENT LABS -Com	7,97,84,632.00	83,080.00	2,20,51,250.00	0.00	10,19,18,962.00	5,90,15,925.00	40%	83,40,715.00	44,10,250.00	7,17,66,890.00	3,01,52,072.00	2,07,68,707.00
5	Multimedia Lab	1,94,000.00	0.00	0.00	0.00	1,94,000.00	1,47,592.00	15%	6,961.00	0.00	1,54,553.00	39,447.00	46,408.00
6	ECE & ECM DEPARTMENT LABS	1,37,03,628.35	0.00	21,85,152.00	0.00	1,58,88,780.35	70,66,515.35	15%	9,95,567.00	1,63,886.00	82,25,988.35	76,62,812.00	66,37,113.00
7	MECH DEPARTMENT LABS	64,84,944.10	1,24,850.00	9,588.00	0.00	66,19,352.10	30,80,478.10	15%	5,29,398.00	717.00	36,10,593.10	30,08,759.00	34,04,466.00
8	MECH DEPARTMENT LABS	1,37,96,803.44	19,465.00	1,49,152.00	0.00	1,39,65,420.44	91,34,249.44	15%	7,02,302.00	11,186.00	98,47,737.44	41,17,683.00	46,62,554.00
9	SCIENCE & HUMANITIES	24,07,778.40	25,498.00	0.00	0.00	24,33,276.40	13,88,966.40	15%	1,56,647.00	0.00	15,45,613.40	8,87,663.00	10,18,812.00
10	Aviation Division Labs	15,28,223.00	0.00	0.00	0.00	15,28,223.00	10,27,439.00	15%	75,117.00	0.00	11,02,556.00	4,25,667.00	5,00,784.00
11	Civil Engineering Dept Labs	20,73,074.00	0.00	27,04,746.00	0.00	47,77,820.00	1,55,481.00	15%	2,87,638.00	2,02,856.00	6,45,975.00	41,31,845.00	19,17,593.00
12	FURNITURE&FIXTURES	7,06,25,839.35	3,01,999.00	35,78,728.00	0.00	7,45,06,566.35	2,66,90,539.35	10%	44,23,732.00	1,78,936.00	3,12,93,207.35	4,32,13,359.00	4,39,35,300.00
13	LIBRARY	3,60,19,632.44	26,87,773.00	10,58,880.50	0.00	4,03,66,285.94	2,06,37,028.94	15%	26,80,557.00	1,24,416.00	2,36,42,001.94	1,67,24,284.00	1,51,82,603.50
14	VEHICLES	15,57,39,490.95	3,53,88,982.00	0.00	0.00	19,11,28,472.95	7,56,40,156.95	15%	1,73,23,250.00	0.00	9,29,63,406.95	9,81,65,066.00	8,00,99,334.01
15	Office Equipment	4,37,57,033.06	89,55,228.00	30,58,741.00	0.00	5,57,71,002.06	2,10,59,273.06	15%	47,47,949.00	2,29,406.00	2,60,36,628.06	2,97,34,374.00	2,26,97,760.00
16	R & D Laboratories	86,441.00	0.00	0.00	0.00	86,441.00	6,483.00	15%	11,994.00	0.00	18,477.00	67,964.00	79,958.00
17	Dispensary Equipments	16,926.00	0.00	0.00	0.00	16,926.00	10,982.00	15%	892.00	0.00	11,874.00	5,052.00	5,944.00
18	ELECTRICAL FIXTURES	50,48,540.65	0.00	0.00	0.00	50,48,540.65	25,09,767.65	10%	2,53,877.00	0.00	27,63,644.65	22,84,896.00	25,38,773.00
19	GENERATOR	35,43,765.00	0.00	0.00	0.00	35,43,765.00	11,37,800.00	15%	3,60,895.00	0.00	14,98,695.00	20,45,070.00	24,05,965.00
20	INTERNAL ROADS	55,58,551.00	0.00	0.00	0.00	55,58,551.00	43,85,314.00	10%	1,17,324.00	0.00	45,02,638.00	10,55,913.00	11,73,237.00
21	SPORTS EQUIPMENT	4,22,570.00	0.00	0.00	0.00	4,22,570.00	3,56,043.00	15%	9,979.00	0.00	3,66,022.00	56,548.00	66,527.00
22	Water Body	3,30,000.00	0.00	0.00	0.00	3,30,000.00	1,87,946.00	10%	14,205.00	0.00	2,02,151.00	1,27,849.00	1,42,054.00
	Sub Total I	80,07,21,328.88	7,87,54,796.00	5,17,75,747.50	0.00	93,12,51,872.38	41,14,43,287.13		6,92,97,472.00	61,40,630.00	48,68,81,399.13	44,43,70,473.25	42,23,29,531.76

75,438,102.00

4,96,881,399.13

938,589,642.38

833,772,828.88

93,749,542.00

69,011,514.50

57,944,243.00

mebbe



S.No.	PARTICULARS	GROSS BLOCK					DEPRECIATION					NET BLOCK	
		Opening as on 01.04.2017	Addition During the Year		TOTAL as on 31-03-2018	DELETION During the Year	RATE	During the Year		Upto 31-03-2018	Upto 31-03-2018	W.D.V as on 31-03-2018	W.D.V as on 31-03-2017
			UPTO 30-09-2017	AFTER 30-09-2017				100%	50%				
1	2	3	4	5	6	7	8	9	10	11	12	13	14
WORLD BANK TEQIP PROGRAMME													
1	Bio Tech - Equipment	13,71,516.00	0.00	0.00	0.00	13,71,516.00	1,092,012.00	15%	41,926.00	0.00	11,33,938.00	2,37,578.00	2,79,504.00
2	CSE - Equipment	33,55,350.00	0.00	0.00	0.00	33,55,350.00	2,694,767.00	15%	99,087.00	0.00	27,93,854.00	5,61,496.00	6,60,583.00
3	CSE - Computers & Accessories	4,06,10,639.00	0.00	0.00	0.00	4,06,10,639.00	40,605,414.00	40%	2,090.00	0.00	4,06,07,504.00	3,135.00	5,225.00
4	CSE - Software	37,39,878.00	0.00	0.00	0.00	37,39,878.00	3,739,486.00	40%	157.00	0.00	37,39,643.00	235.00	392.00
5	EECE - Equipment	56,00,738.00	0.00	0.00	0.00	56,00,738.00	4,497,114.00	15%	1,65,544.00	0.00	46,62,656.00	9,38,080.00	11,03,624.00
6	EECE - Software	19,32,637.00	0.00	0.00	0.00	19,32,637.00	1,932,435.00	40%	81.00	0.00	19,32,516.00	121.00	202.00
7	ECM - Equipment	5,30,770.00	0.00	0.00	0.00	5,30,770.00	426,275.00	15%	15,674.00	0.00	4,41,949.00	88,821.00	1,04,495.00
8	IEEE - Equipment	14,57,295.00	0.00	0.00	0.00	14,57,295.00	1,168,504.00	15%	43,319.00	0.00	12,11,823.00	2,45,472.00	2,88,791.00
9	IEEE - Software	3,49,168.00	0.00	0.00	0.00	3,49,168.00	349,131.00	40%	15.00	0.00	3,49,146.00	22.00	37.00
10	MECH - Equipment	92,29,212.00	0.00	0.00	0.00	92,29,212.00	7,400,742.00	15%	2,74,271.00	0.00	76,75,013.00	15,54,199.00	18,28,470.00
11	Mech - Software	20,85,130.00	0.00	0.00	0.00	20,85,130.00	2,084,912.00	40%	87.00	0.00	20,84,999.00	131.00	218.00
12	ISC & Humanities	3,64,256.00	0.00	0.00	0.00	3,64,256.00	292,544.00	15%	10,757.00	0.00	3,03,301.00	60,955.00	71,712.00
13	Library	46,85,821.00	0.00	0.00	0.00	46,85,821.00	3,712,842.00	15%	1,45,902.00	0.00	38,56,744.00	8,26,778.00	9,72,680.00
14	Office Equipment	13,53,703.00	0.00	0.00	0.00	13,53,703.00	3,730,316.00	15%	1,40,776.00	0.00	38,71,092.00	7,97,729.00	9,38,505.00
15	Equipment	95,07,302.00	0.00	0.00	0.00	95,07,302.00	6,077,106.00	10%	3,43,020.00	0.00	64,20,126.00	30,87,176.00	2,71,322.00
16	Furniture	76,92,896.00	0.00	0.00	0.00	76,92,896.00	5,010,550.00	10%	2,68,235.00	0.00	52,78,785.00	24,14,111.00	26,82,346.00
17	Civil Works												
	Sub TOTAL II	9,85,34,833.00				9,85,34,833.00	85,896,531.00		15,91,639.00	0.00	8,74,88,170.00	1,10,46,663.00	1,26,38,302.00
TECHNOLOGY DEVELOPMENT & TEST CENTRE													
1	COMPUTERS & ACCESSORIES	2,900.00	0.00	0.00	0.00	2,900.00	2,900.00	40%	0.00	0.00	2,900.00	0.00	0.00
2	MACHINERY	15,52,932.00	0.00	0.00	0.00	15,52,932.00	14,69,023.00	15%	12,586.00	0.00	14,81,609.00	71,323.00	83,909.00
3	TOOLS	16,792.00	0.00	0.00	0.00	16,792.00	15,448.00	15%	202.00	0.00	15,650.00	1,142.00	1,344.00
4	OFFICE EQUIPMENT	832.00	0.00	0.00	0.00	832.00	755.00	15%	12.00	0.00	767.00	65.00	77.00
5	FURNITURE & FIXTURES	5,441.75	0.00	0.00	0.00	5,441.75	4,233.75	10%	121.00	0.00	4,354.75	1,087.00	1,208.00
	Sub TOTAL III	15,78,897.75	0.00	0.00	0.00	15,78,897.75	14,92,359.75		12,921.00	0.00	15,05,280.75	73,617.00	86,538.00
Total of SES SNIST Assets													
1	Total of TEQIP Assets	80,07,21,328.88	7,87,54,796.00	5,17,75,747.50	0.00	93,12,51,872.38	41,14,43,297.13		6,92,97,472.00	61,40,630.00	48,68,81,399.13	44,43,70,473.25	
2	Total of TDTC Assets	9,85,34,833.00	0.00	0.00	0.00	9,85,34,833.00	8,58,96,531.00		15,91,639.00	0.00	8,74,88,170.00	1,10,46,663.00	
3	Total of TDTC Assets	15,78,897.75	0.00	0.00	0.00	15,78,897.75	14,92,359.75		12,921.00	0.00	15,05,280.75	73,617.00	
	Grand Total: (I + II + III)	90,08,35,059.63	7,87,54,796.00	5,17,75,747.50	0.00	103,13,65,603.13	49,88,32,187.88		7,09,02,032.00	61,40,630.00	57,58,74,849.88	45,54,90,753.25	
	Capital Work in Progress	3,30,51,500.00	1,49,94,746.00	1,72,35,767.00	5,79,44,243.00	73,37,770.00							



A malhe